

**California Infrastructure and Economic Development Bank**  
**Investment Report**  
**Quarter Ending Sept 30, 2022**

**IBANK FUNDS: Small Business Finance Center**

	Purchase Date	Account #	Current % of Investment	Maturity Date	Current Market Yield (%)	Market Value Quarter Ending 06/30/22	Current Market Value 09/30/2022
<b>State Pooled Program</b>							
<b>Funds at Fiduciary Trust International:</b>							
<b>Program Account</b>							
Taxable Bonds	Multiple	491213081	99.8%	Up to 2028	4.330	\$128,210,111.63	\$123,966,550.15
Short Term	Multiple	491213081	0.2%	Daily	2.250	-\$456,218.95	\$201,508.33
						<b>\$127,753,892.68</b>	<b>\$124,168,058.48</b>
<b>Income Account</b>							
Taxable Bonds	Multiple	491213082	95.8%	Up to 2028	4.340	\$13,392,892.31	\$13,621,232.11
Short Term	Multiple	491213082	4.2%	Daily	2.25-2.29	\$563,773.75	\$597,580.93
						<b>\$13,956,666.06</b>	<b>\$14,218,813.04</b>
<b>Farm Loan Fund</b>							
<b>Funds at Fiduciary Trust International:</b>							
<b>Program Account</b>							
Taxable Bonds	Multiple	491213083	40.1%	Up to 2026	4.140	\$3,121,437.97	\$3,115,323.92
Short Term	Multiple	491213083	7.9%	Daily	2.25-2.29	\$417,098.46	\$614,132.67
Outstanding Loans	Multiple	491213083	52.0%	N/A	0.000	\$4,304,561.26	\$4,047,271.55
						<b>\$7,843,097.69</b>	<b>\$7,776,728.14</b>
<b>Jump Start Program</b>							
<b>Funds at Fiduciary Trust International:</b>							
<b>Allocation Fund</b>							
Taxable Bonds	Multiple	491213084	66.2%	Up to 2026	4.140	\$719,161.84	\$681,033.34
Short Term	Multiple	491213084	9.8%	Daily	2.250	\$56,160.36	\$100,487.69
Outstanding Loans	Multiple	491213084	24.0%	N/A	0.000	\$266,947.00	\$246,998.21
						<b>\$1,042,269.20</b>	<b>\$1,028,519.24</b>
<b>Technical Assistance Fund</b>							
Taxable Bonds	Multiple	491213085	88.6%	Up to 2026	3.890	\$164,079.93	\$159,877.03
Short Term	Multiple	491213085	11.4%	Daily	2.250	\$20,610.10	\$20,563.23
						<b>\$184,690.03</b>	<b>\$180,440.26</b>
<b>Covid-19 Micro Loan Guarantee Fund</b>							
<b>Funds at Fiduciary Trust International:</b>							
<b>Program Account</b>							
Taxable Bonds	Multiple	491213089	99.3%	Up to 2028	4.120	\$44,523,042.81	\$44,316,494.37
Short Term	Multiple	491213089	0.7%	Daily	2.25-2.26	\$1,544,169.41	\$315,766.57
						<b>\$46,067,212.22</b>	<b>\$44,632,260.94</b>

**California Infrastructure and Economic Development Bank  
Investment Report  
Quarter Ending Sept 30, 2022**

**IBANK FUNDS: Special**

	Purchase Date	Account #	Current % of Investment	Maturity Date	Current Market Yield (%)	Market Value Quarter Ending 06/30/22	Current Market Value
<b>State of California Disaster Relief Program 1990</b>							
<b>Funds at Fiduciary Trust International:</b>							
<b>Program Account</b>							
Taxable Bonds	Multiple	491213094	99.7%	Up to 2027	4.150	\$9,492,823.16	\$9,470,459.14
Short Term	Multiple	491213094	0.3%	Daily	2.250	\$269,342.42	\$25,264.40
						<b>\$9,762,165.58</b>	<b>\$9,495,723.54</b>

**IBANK FUNDS: Appropriations**

	Purchase Date	Account #	Current % of Investment	Maturity Date	Current Market Yield (%)	Market Value Quarter Ending 06/30/22	Current Market Value
<b>State Municipal Investment Fund 0918</b>							
<b>Funds in State Treasury:</b>							
<b>Program Account</b>							
Cash and Cash Equivalent	Multiple	0918000	0.00%	Daily	1.220	\$468.14	\$563.89
Deposits in SMIF	Multiple	0918000	100.00%	Daily	1.220	\$2,110,000.00	\$358,974,000.00
						<b>\$2,110,468.14</b>	<b>\$358,974,563.89</b>

**NON- IBANK FUNDS**

	Purchase Date	Account #	Current % of Investment	Maturity Date	Current Market Yield (%)	Market Value Quarter Ending 06/30/22	Current Market Value
<b>Bay Area Air Quality Management District</b>							
<b>Funds at Fiduciary Trust International:</b>							
<b>Program Account</b>							
Taxable Bonds	Multiple	491214800	98.3%	Up to 2028	4.260	\$1,810,971.83	\$1,852,413.06
Short Term	Multiple	491214800	1.7%	Daily	2.250	\$122,682.48	\$31,957.62
						<b>\$1,933,654.31</b>	<b>\$1,884,370.68</b>

**IBANK FUND LOANS**

	Purchase Date	Account #	Current % of Investment	Maturity Date	Current Market Yield (%)	Market Value Quarter Ending 06/30/22	Current Market Value
<b>California Rebuilding Fund Loan</b>							
<b>Funds at Fiduciary Trust International:</b>							
<b>Program Account</b>							
Taxable Bonds	Multiple	491213098	39.4%	Up to 2023	3.500	\$12,270,712.86	\$12,242,159.22
Short Term	Multiple	491213098	60.6%	Daily	2.25-2.32	\$19,071,880.66	\$18,832,362.06
						<b>\$31,342,593.52</b>	<b>\$31,074,521.28</b>

	Purchase Date	Account #	Current % of Investment	Maturity Date	Current Market Yield (%)	Market Value Quarter Ending 06/30/22	Current Market Value
<b>21-22 Underserved Small Business Funding</b>							
<b>Funds at Fiduciary Trust International:</b>							
<b>Program Account</b>							
Taxable Bonds	Multiple	491213012	92.5%	Up to 2025	4.310	\$43,638,602.77	\$43,793,587.53
Short Term	Multiple	491213012	7.5%	Daily	0.340	\$4,402,277.90	\$3,560,986.09
						<b>\$48,040,880.67</b>	<b>\$47,354,573.62</b>

California Infrastructure and Economic Development Bank  
Investment Report  
Quarter Ending Sept 30, 2022

Footnote:

*Clint Kellum*

\_\_\_\_\_  
Chief Deputy Executive Director

12/23/22  
(Date)

*Mei Kuwee*

\_\_\_\_\_  
Fiscal Unit Manager

12/23/2022  
(Date)

**IBank Funds: Small Business Finance Center**

<u>Security Type</u>	<u>Previous Mkt. Value</u>	<u>Current Mkt. Value</u>	<u>% of Portfolio</u>
<b><u>Small Business Finance Center</u></b>			
Tax-Exempt Bonds	-	-	0.00%
Taxable Bonds	190,130,726.49	185,860,510.92	99.01%
Short Term	2,145,593.13	1,850,039.42	0.99%
Special Holdings	-	-	0.00%
<b>Small Business Finance Center Portfolio Total</b>	<b>192,276,319.62</b>	<b>187,710,550.34</b>	<b>100.00%</b>

**IBank Funds: Federal**

<u>Security Type</u>	<u>Previous Mkt. Value</u>	<u>Current Mkt. Value</u>	<u>% of Portfolio</u>
<b><u>State Small Business Credit Initiative Program</u></b>			
Tax-Exempt Bonds	-	-	0.00%
Taxable Bonds	-	-	0.00%
Short Term	-	-	0.00%
<b>State Small Business Credit Initiative Portfolio Total</b>	<b>-</b>	<b>-</b>	<b>0.00%</b>

**IBank Funds: Special**

<u>Security Type</u>	<u>Previous Mkt. Value</u>	<u>Current Mkt. Value</u>	<u>% of Portfolio</u>
<b><u>State of California Disaster Relief Program 1990</u></b>			
Tax-Exempt Bonds	-	-	0.00%
Taxable Bonds	9,492,823.16	9,470,459.14	99.73%
Short Term	269,342.42	25,264.40	0.27%
<b>Transportation, Disaster Relief &amp; Air Quality Portfolio Total</b>	<b>9,762,165.58</b>	<b>9,495,723.54</b>	<b>100.00%</b>

**IBank Funds: Appropriations**

<u>Security Type</u>	<u>Previous Mkt. Value</u>	<u>Current Mkt. Value</u>	<u>% of Portfolio</u>
<b><u>State Municipal Fund 918</u></b>			
Cash and Cash Equivalent	468.14	563.89	0.00%
Deposits in SMIF	2,110,000.00	358,974,000.00	100.00%
<b>State Municipal Fund 918 Portfolio Total</b>	<b>2,110,468.14</b>	<b>358,974,563.89</b>	<b>100.00%</b>

**Non-IBank Funds**

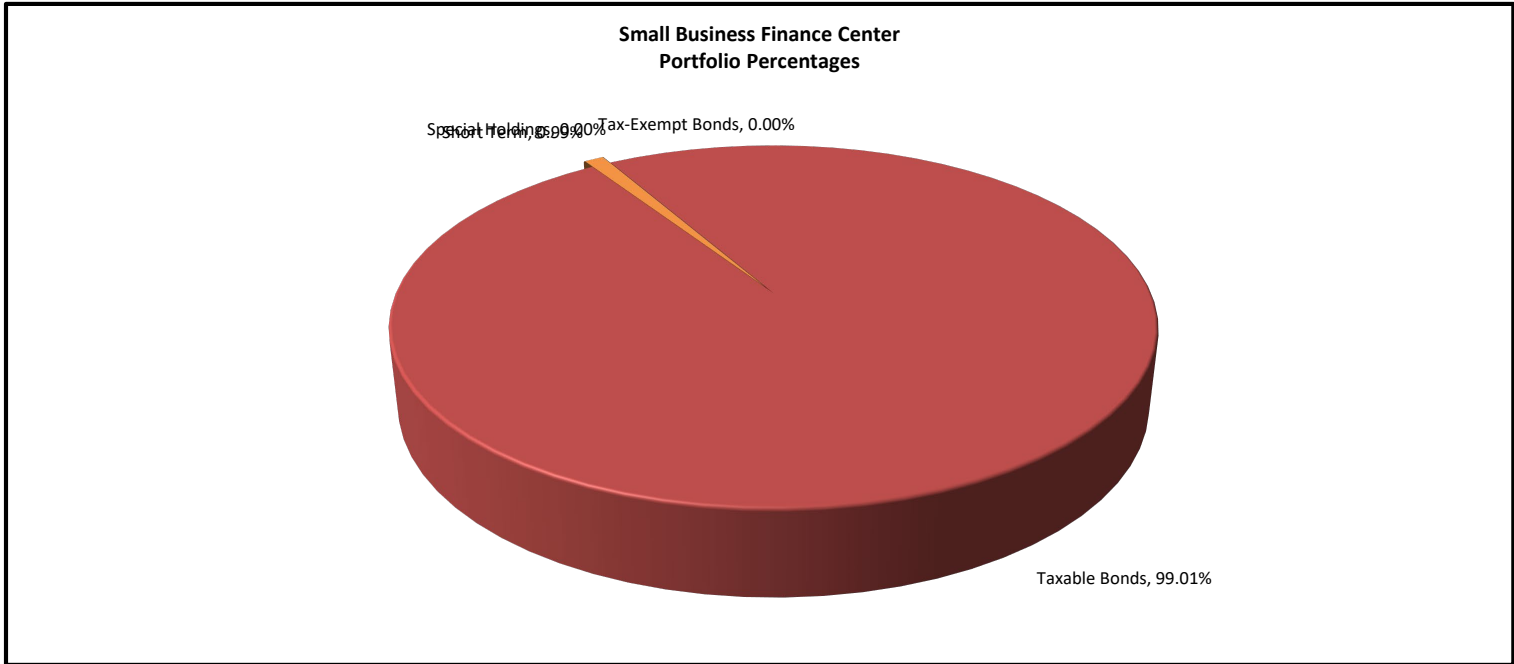
<u>Security Type</u>	<u>Previous Mkt. Value</u>	<u>Current Mkt. Value</u>	<u>% of Portfolio</u>
<b><u>Bay Area Air Quality Management District</u></b>			
Taxable Bonds	1,810,971.83	1,852,413.06	98.30%
Short Term	122,682.48	31,957.62	1.70%
<b>Bay Area Air Quality Management District Portfolio Total</b>	<b>1,933,654.31</b>	<b>1,884,370.68</b>	<b>100.00%</b>

**IBank Fund Loans**

<u>Security Type</u>	<u>Previous Mkt. Value</u>	<u>Current Mkt. Value</u>	<u>% of Portfolio</u>
<b><u>California Rebuilding Fund Loan and Underserved Allocation</u></b>			
Taxable Bonds	55,909,315.63	56,035,746.75	71.45%
Short Term	23,474,158.56	22,393,348.15	28.55%
<b>California Rebuilding Fund Loan and Underserved Allocation Total</b>	<b>79,383,474.19</b>	<b>78,429,094.90</b>	<b>100.00%</b>

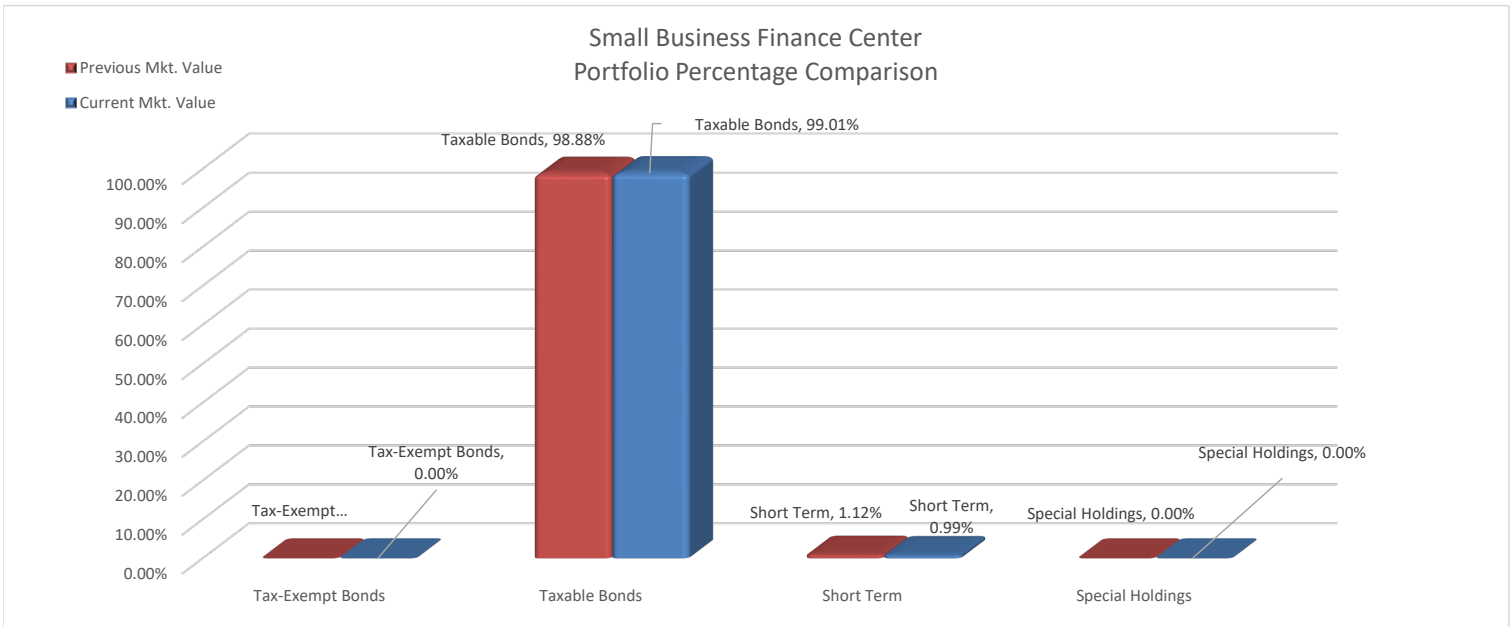
**Small Business Finance Center**

<u>Security Type</u>	<u>Previous Mkt. Value</u>	<u>Current Mkt. Value</u>	<u>% of Portfolio</u>
Tax-Exempt Bonds	-	-	0.00%
Taxable Bonds	190,130,726.49	185,860,510.92	99.01%
Short Term	2,145,593.13	1,850,039.42	0.99%
Special Holdings	-	-	0.00%
<b>Small Business Finance Center Portfolio Total</b>	<b>192,276,319.62</b>	<b>187,710,550.34</b>	<b>100.00%</b>



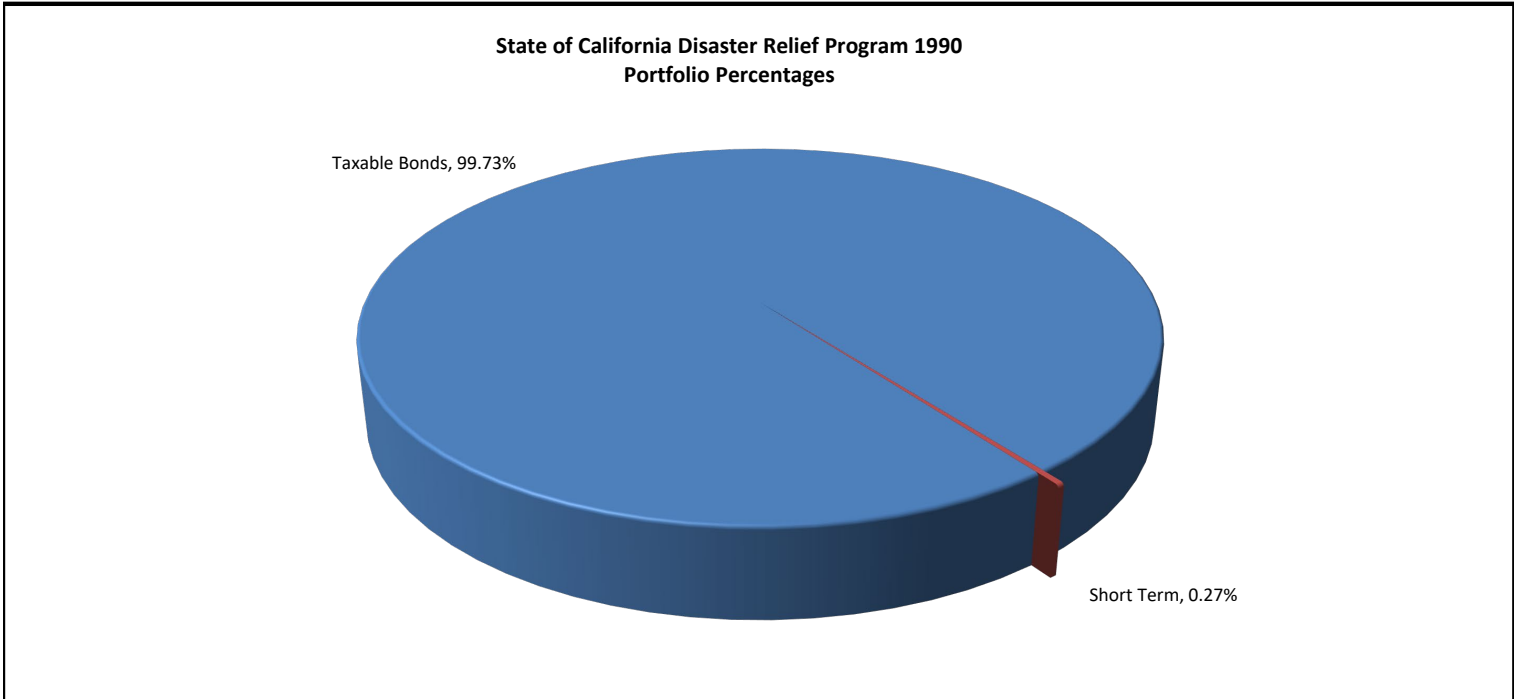
**Small Business Finance Center**

<b>Security Type</b>	<b>Previous Mkt. Value</b>	<b>% of Portfolio</b>	<b>Current Mkt. Value</b>	<b>% of Portfolio</b>
Tax-Exempt Bonds	-	0.00%	-	0.00%
Taxable Bonds	190,130,726.49	98.88%	185,860,510.92	99.01%
Short Term	2,145,593.13	1.12%	1,850,039.42	0.99%
Special Holdings	-	0.00%	-	0.00%
<b>Small Business Finance Center Portfolio Total</b>	<b>192,276,319.62</b>	<b>100.00%</b>	<b>187,710,550.34</b>	<b>100.00%</b>



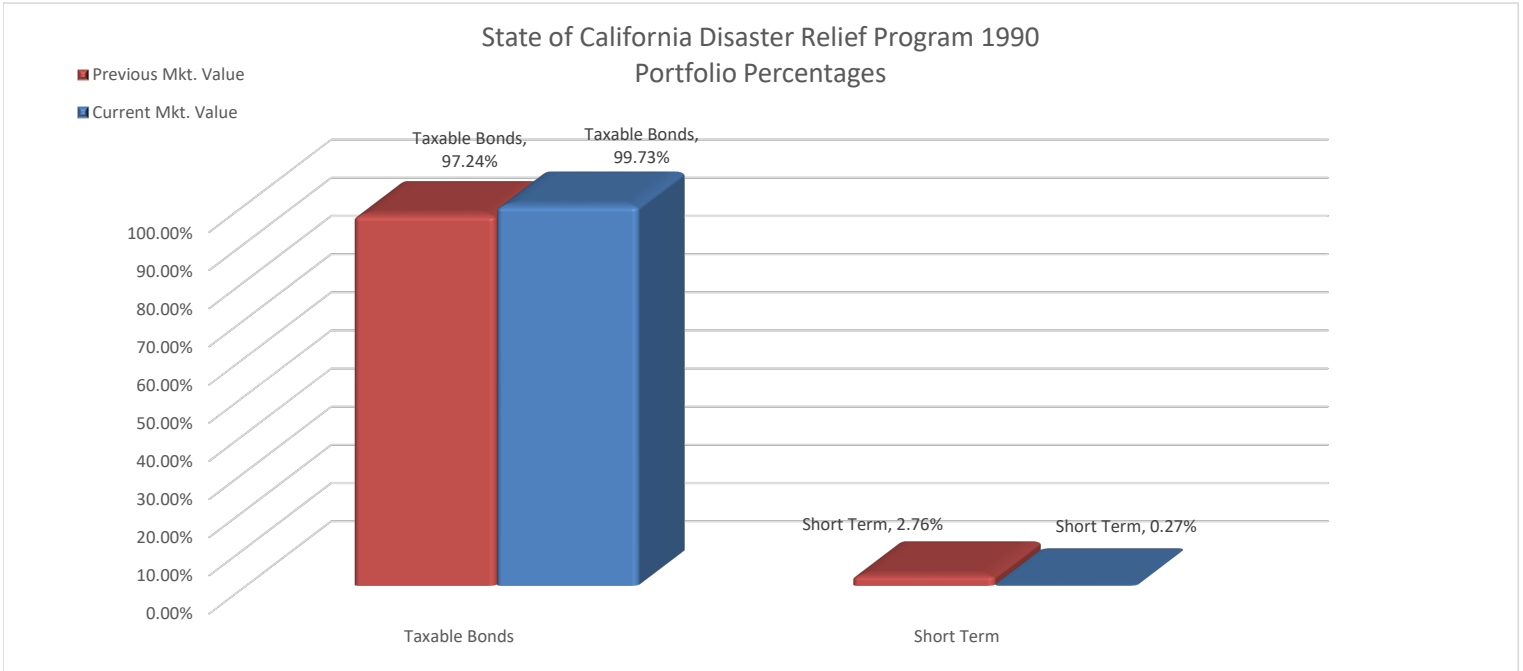
**State of California Disaster Relief Program 1990**

<u>Security Type</u>	<u>Previous Mkt. Value</u>	<u>Current Mkt. Value</u>	<u>% of Portfolio</u>
Taxable Bonds	9,492,823.16	9,470,459.14	99.73%
Short Term	269,342.42	25,264.40	0.27%
<b>Transportation, Disaster Relief &amp; Air Quality Portfolio Total</b>	<b>9,762,165.58</b>	<b>9,495,723.54</b>	<b>100.00%</b>



**State of California Disaster Relief Program 1990**

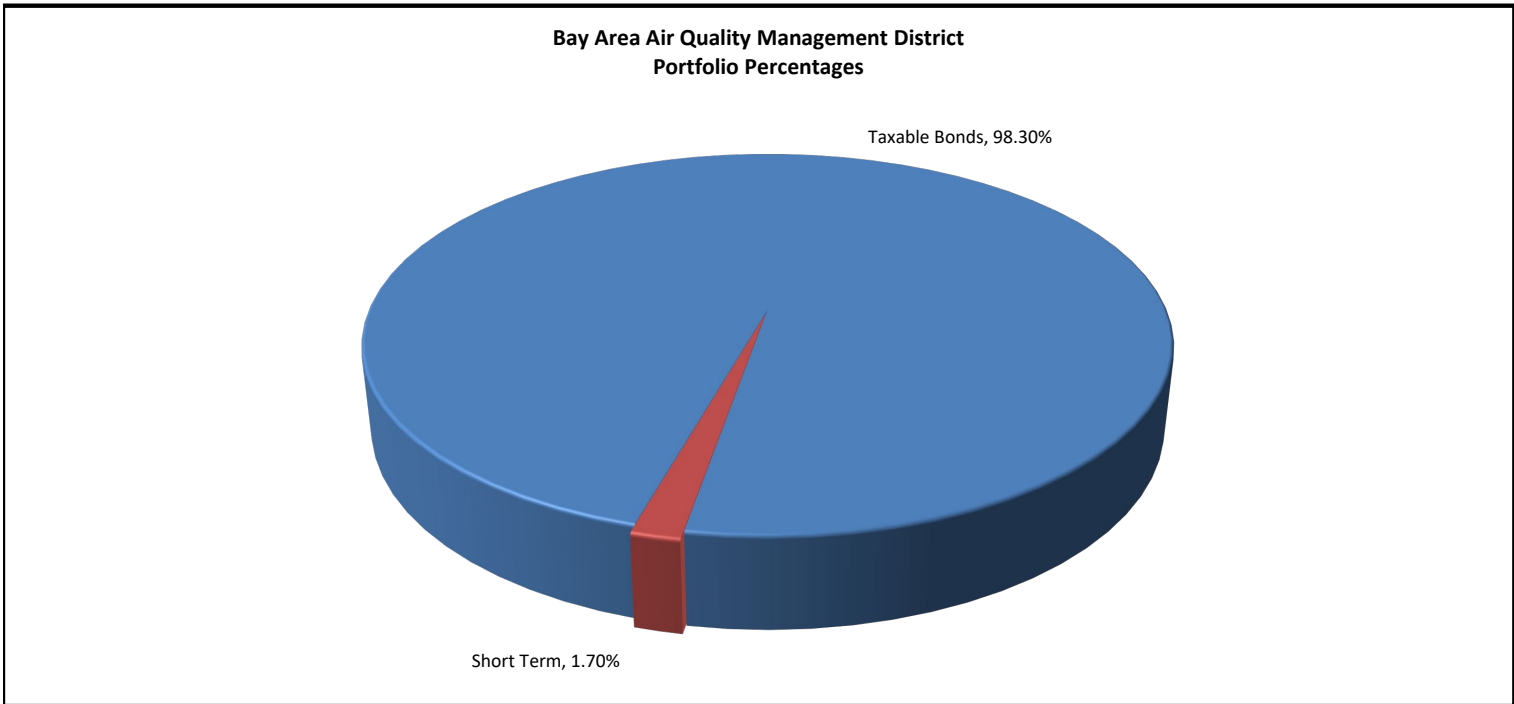
<u>Security Type</u>	<u>Previous Mkt. Value</u>	<u>% of Portfolio</u>	<u>Current Mkt. Value</u>	<u>% of Portfolio</u>
Taxable Bonds	9,492,823.16	97.24%	9,470,459.14	99.73%
Short Term	269,342.42	2.76%	25,264.40	0.27%
<b>Transportation, Disaster &amp; Air Quality Relief Portfolio Total</b>	<b>9,762,165.58</b>	<b>100.00%</b>	<b>9,495,723.54</b>	<b>100.00%</b>





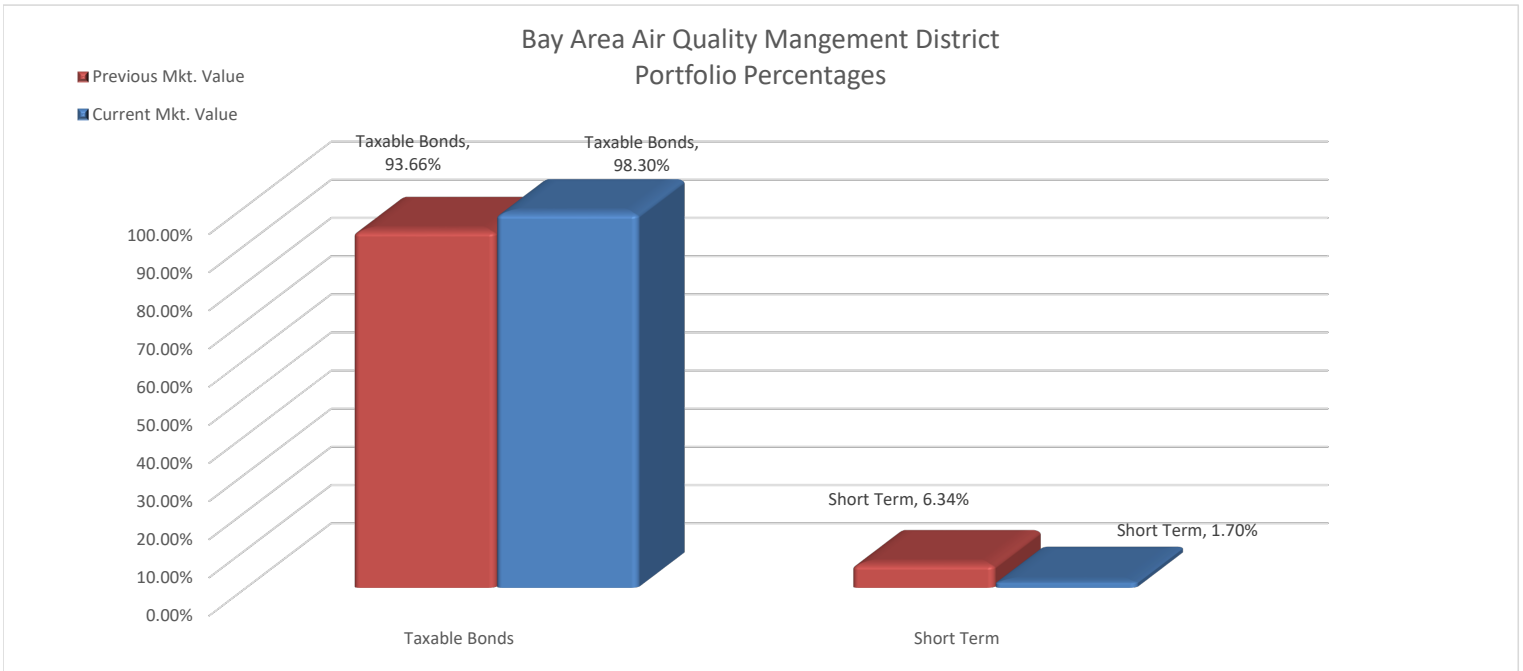
**Bay Area Air Quality Management District**

<u>Security Type</u>	<u>Previous Mkt. Value</u>	<u>Current Mkt. Value</u>	<u>% of Portfolio</u>
Taxable Bonds	1,810,971.83	1,852,413.06	98.30%
Short Term	122,682.48	31,957.62	1.70%
<b>Bay Area Air Quality Management District Portfolio Total</b>	<b>1,933,654.31</b>	<b>1,884,370.68</b>	<b>100.00%</b>



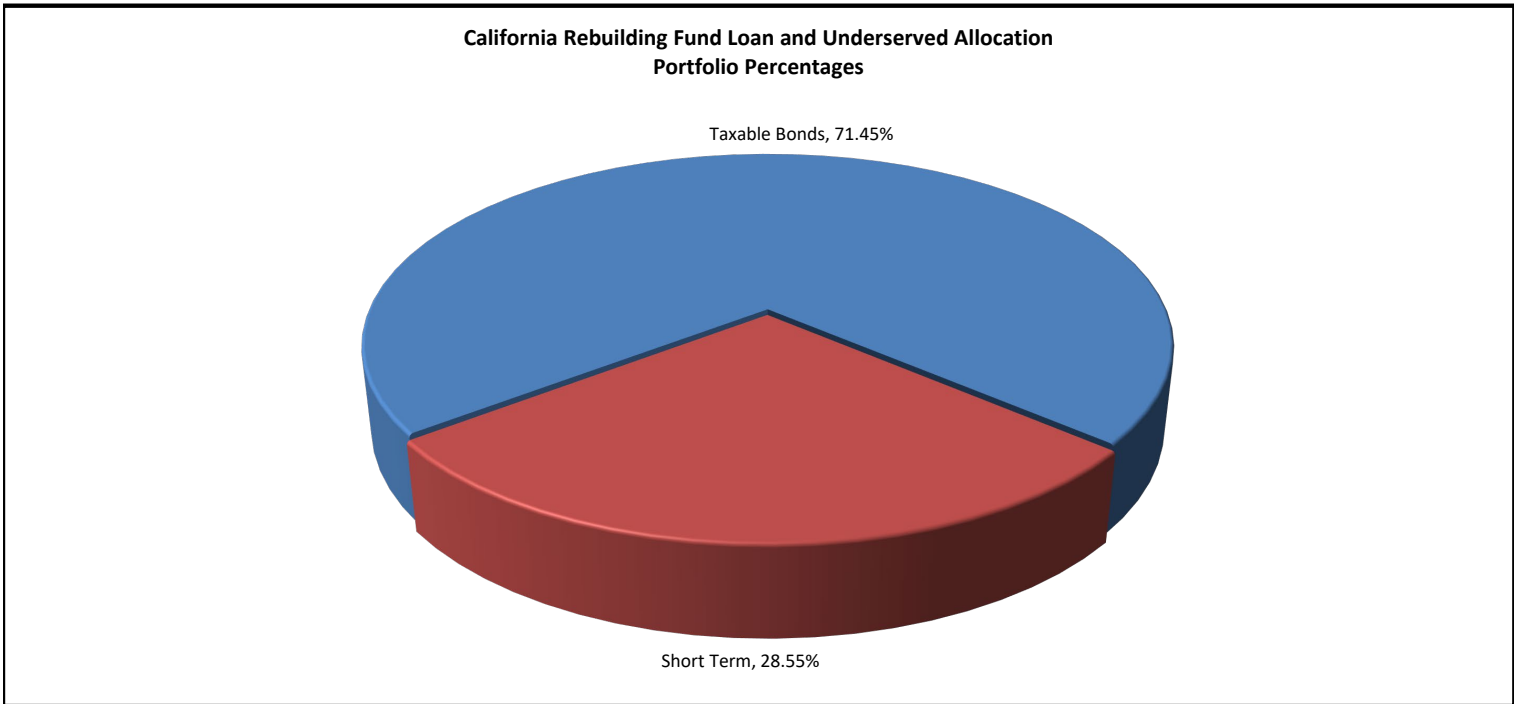
**Bay Area Air Quality Management District**

<u>Security Type</u>	<u>Previous Mkt. Value</u>	<u>% of Portfolio</u>	<u>Current Mkt. Value</u>	<u>% of Portfolio</u>
Taxable Bonds	1,810,971.83	93.66%	1,852,413.06	98.30%
Short Term	122,682.48	6.34%	31,957.62	1.70%
<b>Bay Area Air Quality Management District Portfolio Total</b>	<b>1,933,654.31</b>	<b>100.00%</b>	<b>1,884,370.68</b>	<b>100.00%</b>



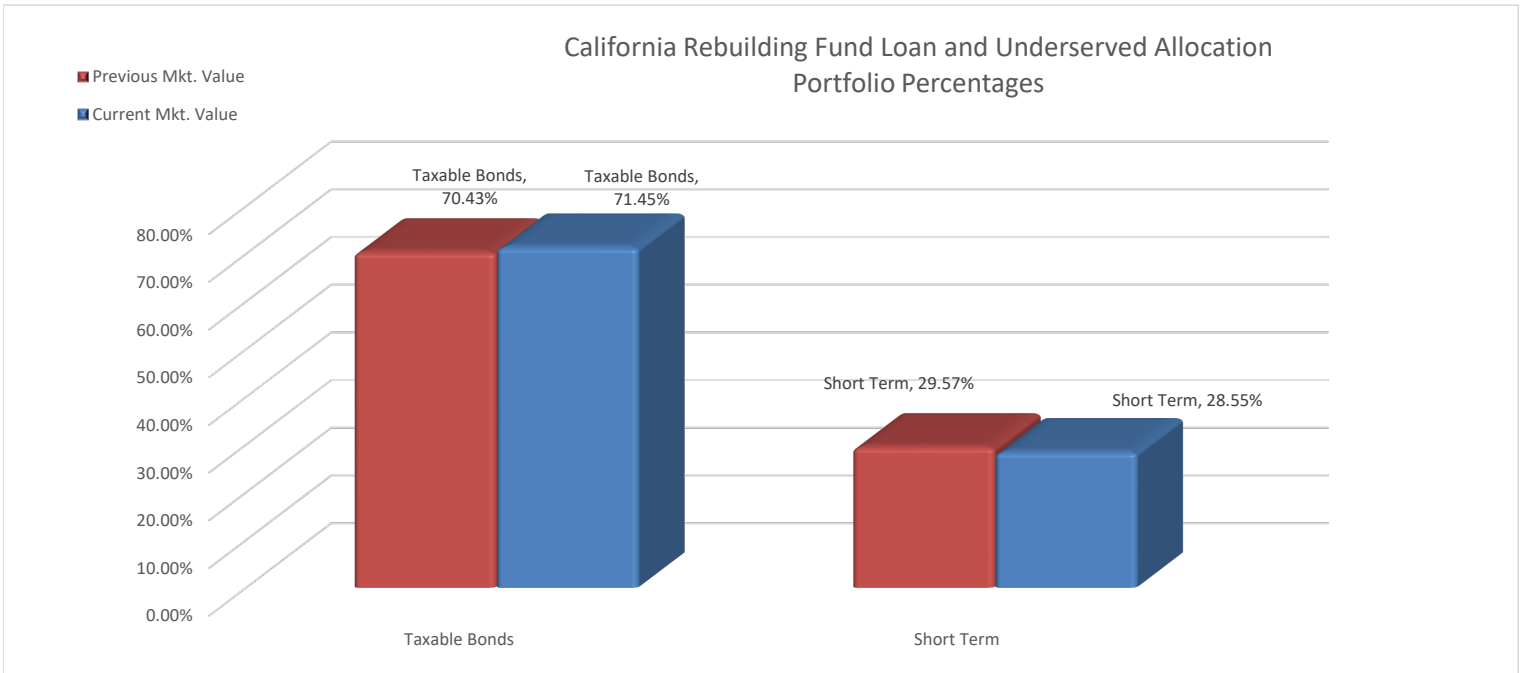
**California Rebuilding Fund Loan and Underserved Allocation**

<u>Security Type</u>	<u>Previous Mkt. Value</u>	<u>Current Mkt. Value</u>	<u>% of Portfolio</u>
Taxable Bonds	55,909,315.63	56,035,746.75	71.45%
Short Term	23,474,158.56	22,393,348.15	28.55%
<b>California Rebuilding Fund Loan Portfolio Total</b>	<b>79,383,474.19</b>	<b>78,429,094.90</b>	<b>100.00%</b>



**California Rebuilding Fund Loan and Underserved Allocation**

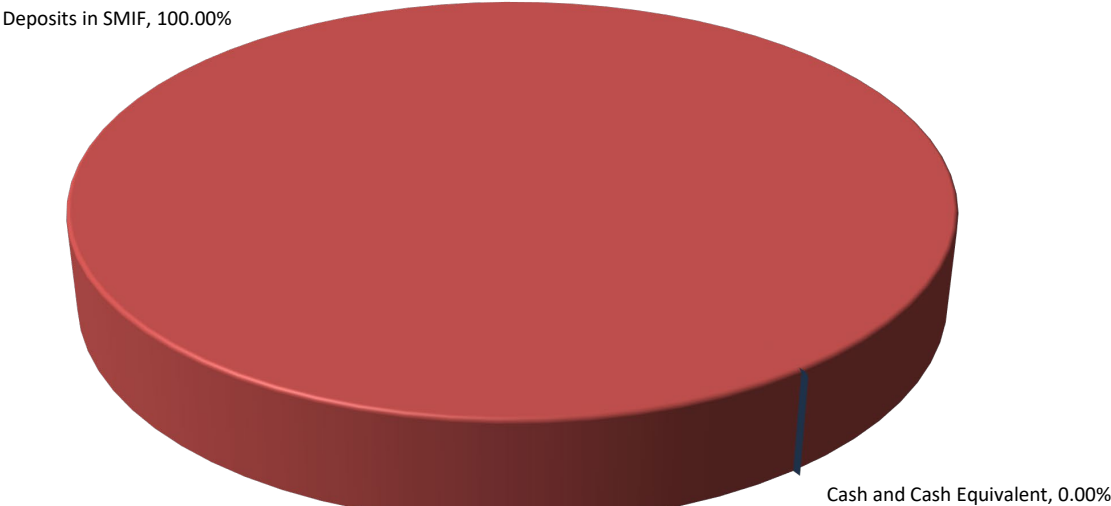
<u>Security Type</u>	<u>Previous Mkt. Value</u>	<u>% of Portfolio</u>	<u>Current Mkt. Value</u>	<u>% of Portfolio</u>
Taxable Bonds	55,909,315.63	70.43%	56,035,746.75	71.45%
Short Term	23,474,158.56	29.57%	22,393,348.15	28.55%
<b>California Rebuilding Fund Loan Portfolio Total</b>	<b>79,383,474.19</b>	<b>100.00%</b>	<b>78,429,094.90</b>	<b>100.00%</b>



**State Municipal Investment Fund 918**

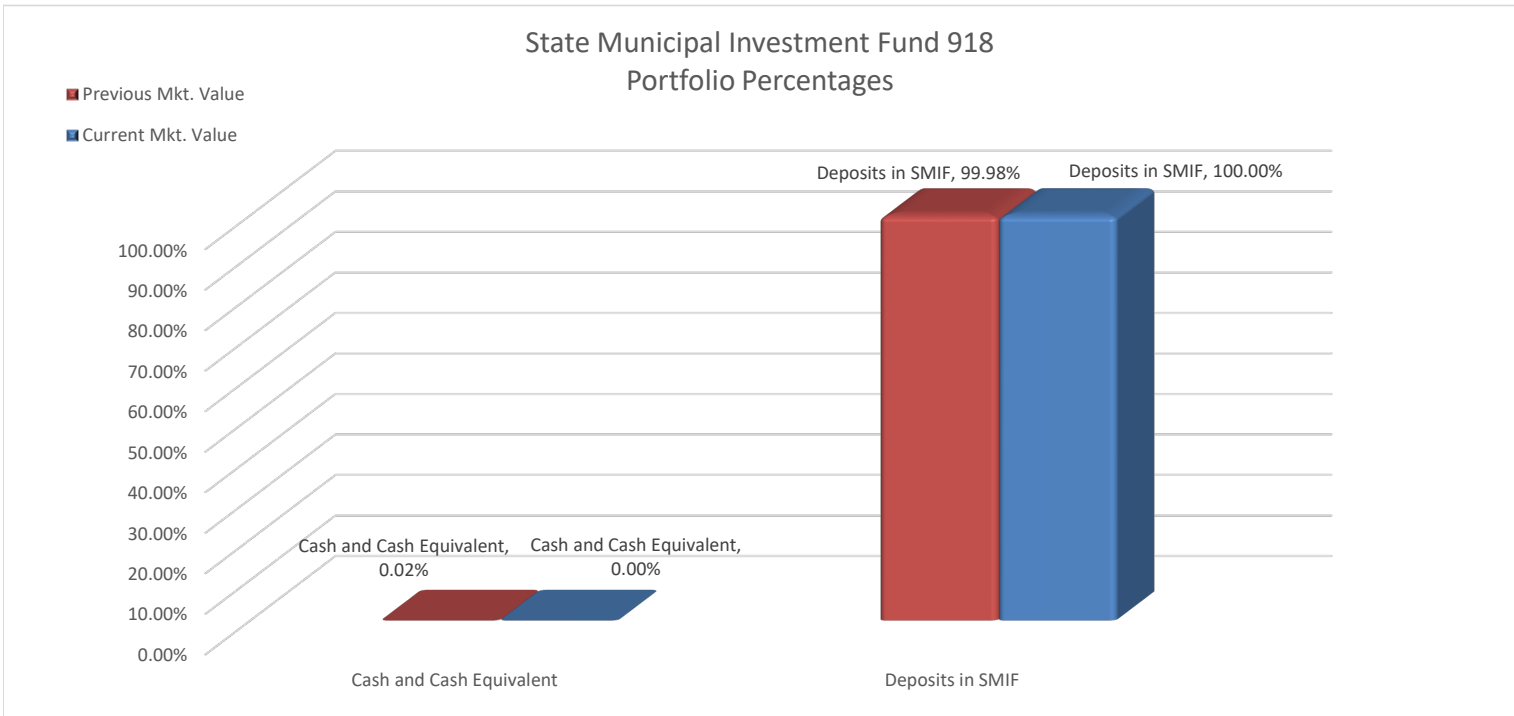
<u>Security Type</u>	<u>Previous Mkt. Value</u>	<u>Current Mkt. Value</u>	<u>% of Portfolio</u>
Cash and Cash Equivalent	468.14	563.89	0.00%
Deposits in SMIF	2,110,000.00	358,974,000.00	100.00%
<b>State Municipal Investment Fund Portfolio Total</b>	<b>2,110,468.14</b>	<b>358,974,563.89</b>	<b>100.00%</b>

State Municipal Investment Fund 918  
Portfolio Percentages



**State Municipal Investment Fund 918**

<u>Security Type</u>	<u>Previous Mkt. Value</u>	<u>% of Portfolio</u>	<u>Current Mkt. Value</u>	<u>% of Portfolio</u>
Cash and Cash Equivalent	468.14	0.02%	563.89	0.00%
Deposits in SMIF	2,110,000.00	99.98%	358,974,000.00	100.00%
<b>State Municipal Investment Fund Portfolio Total</b>	<b>2,110,468.14</b>	<b>100.00%</b>	<b>358,974,563.89</b>	<b>100.00%</b>



**Total Funds**

<b>Security Type</b>	<b>Previous Mkt. Value</b>	<b>% of Portfolio</b>	<b>Current Mkt. Value</b>	<b>% of Portfolio</b>
Small Business Finance Center	192,276,319.62	67.36%	187,710,550.34	29.49%
State Small Business Credit Initiative	-	0.00%	-	0.00%
State of California Disaster Relief Program 1990	9,762,165.58	3.42%	9,495,723.54	1.49%
State Municipal Investment Fund 918	2,110,468.14	0.74%	358,974,563.89	56.40%
Bay Area Air Quality Management District	1,933,654.31	0.68%	1,884,370.68	0.30%
California Rebuilding Fund Loan & Underserved Allocation	79,383,474.19	27.81%	78,429,094.90	12.32%
<b>Total Funds Portfolio Total</b>	<b>285,466,081.84</b>	<b>100.00%</b>	<b>636,494,303.35</b>	<b>100.00%</b>

