

California Infrastructure and Economic Development Bank
Investment Report
Quarter Ending June 30, 2022

IBANK FUNDS: Small Business Finance Center							
	Purchase Date	Account #	Current % of Investment	Maturity Date	Current Market Yield (%)	Market Value Quarter Ending 03/31/22	Current Market Value
State Pooled Program							
Funds at Fiduciary Trust International:							
Program Account							
Taxable Bonds	Multiple	491213081	100.4%	Up to 2027	3.170	\$118,254,408.99	\$128,210,111.63
Short Term	Multiple	491213081	-0.4%	Daily	0.92-0.95	\$96.62	-\$456,218.95
						\$118,254,505.61	\$127,753,892.68
Income Account							
Taxable Bonds	Multiple	491213082	96.0%	Up to 2028	3.220	\$25,594,363.23	\$13,392,892.31
Short Term	Multiple	491213082	4.0%	Daily	0.95-0.99	\$968,496.16	\$563,773.75
						\$26,562,859.39	\$13,956,666.06
Farm Loan Fund							
Funds at Fiduciary Trust International:							
Program Account							
Taxable Bonds	Multiple	491213083	39.8%	Up to 2026	3.020	\$2,695,188.68	\$3,121,437.97
Short Term	Multiple	491213083	5.3%	Daily	0.95-0.97	\$1,795,866.35	\$417,098.46
Special Holdings	Multiple	491213083	54.9%	Up to 2049	0.000	\$3,388,809.42	\$4,304,561.26
						\$7,879,864.45	\$7,843,097.69
Jump Start Program							
Funds at Fiduciary Trust International:							
Allocation Fund							
Taxable Bonds	Multiple	491213084	69.0%	Up to 2026	2.970	\$730,573.31	\$719,161.84
Short Term	Multiple	491213084	5.4%	Daily	0.950	\$33,885.16	\$56,160.36
Special Holdings	Multiple	491213084	25.6%	Up to 2049	0.000	\$284,665.89	\$266,947.00
						\$1,049,124.36	\$1,042,269.20
Technical Assistance Fund							
Taxable Bonds	Multiple	491213085	88.8%	Up to 2026	2.930	\$167,356.55	\$164,079.93
Short Term	Multiple	491213085	11.2%	Daily	0.950	\$20,590.11	\$20,610.10
						\$187,946.66	\$184,690.03
Covid-19 Micro Loan Guarantee Fund							
Funds at Fiduciary Trust International:							
Program Account							
Taxable Bonds	Multiple	491213089	96.6%	Up to 2028	3.090	\$46,479,547.72	\$44,523,042.81
Short Term	Multiple	491213089	3.4%	Daily	0.95-1.01	\$547,495.32	\$1,544,169.41
						\$47,027,043.04	\$46,067,212.22

**California Infrastructure and Economic Development Bank
Investment Report
Quarter Ending June 30, 2022**

IBANK FUNDS: Special							
	Purchase Date	Account #	Current % of Investment	Maturity Date	Current Market Yield (%)	Market Value Quarter Ending 03/31/22	Current Market Value
State of California Disaster Relief Program 1990							
<u>Funds at Fiduciary Trust International:</u>							
Program Account							
Taxable Bonds	Multiple	491213094	97.2%	Up to 2027	3.080	\$9,775,845.17	\$9,492,823.16
Short Term	Multiple	491213094	2.8%	Daily	0.950	\$161,431.47	\$269,342.42
						\$9,937,276.64	\$9,762,165.58

IBANK FUNDS: Appropriations							
	Purchase Date	Account #	Current % of Investment	Maturity Date	Current Market Yield (%)	Market Value Quarter Ending 03/31/22	Current Market Value
State Municipal Investment Fund 0918							
<u>Funds in State Treasury:</u>							
Cash and Cash Equivalent	Multiple	0918000	0.02%	Daily	0.269	\$196.52	\$468.14
Deposits in SMIF	Multiple	0918000	99.98%	Daily	0.269	\$3,057,000.00	\$2,110,000.00
						\$3,057,196.52	\$2,110,468.14

NON- IBANK FUNDS							
	Purchase Date	Account #	Current % of Investment	Maturity Date	Current Market Yield (%)	Market Value Quarter Ending 03/31/22	Current Market Value
Bay Area Air Quality Management District							
<u>Funds at Fiduciary Trust International:</u>							
Program Account							
Taxable Bonds	Multiple	491214800	93.7%	Up to 2027	3.100	\$1,083,607.18	\$1,810,971.83
Short Term	Multiple	491214800	6.3%	Daily	0.950	\$871,134.30	\$122,682.48
						\$1,954,741.48	\$1,933,654.31

IBANK FUND LOANS							
	Purchase Date	Account #	Current % of Investment	Maturity Date	Current Market Yield (%)	Market Value Quarter Ending 03/31/22	Current Market Value
California Rebuilding Fund Loan							
<u>Funds at Fiduciary Trust International:</u>							
Program Account							
Taxable Bonds	Multiple	491213098	39.2%	Up to 2023	2.660	\$296,460.93	\$12,270,712.86
Short Term	Multiple	491213098	60.8%	Daily	0.31-0.95	\$32,633,838.64	\$19,071,880.66
						\$32,930,299.57	\$31,342,593.52

	Purchase Date	Account #	Current % of Investment	Maturity Date	Current Market Yield (%)	Market Value Quarter Ending 03/31/22	Current Market Value
21-22 Underserved Small Business Funding							
<u>Funds at Fiduciary Trust International:</u>							
Program Account							
Taxable Bonds	Multiple	491213012	90.8%	Up to 2025	3.070	\$44,360,576.92	\$43,638,602.77
Short Term	Multiple	491213012	9.2%	Daily	0.190	\$4,174,657.39	\$4,402,277.90
						\$48,535,234.31	\$48,040,880.67

California Infrastructure and Economic Development Bank
Investment Report
Quarter Ending June 30, 2022

Footnote:

Clint Kellum

Chief Deputy Executive Director

7/26/22
(Date)

Mai Kuwee

Fiscal Unit Manager

7/22/2022
(Date)

IBank Funds: Small Business Finance Center

<u>Security Type</u>	<u>Previous Mkt. Value</u>	<u>Current Mkt. Value</u>	<u>% of Portfolio</u>
<u>Small Business Finance Center</u>			
Tax-Exempt Bonds	-	-	0.00%
Taxable Bonds	193,921,438.48	190,130,726.49	96.59%
Short Term	3,366,429.72	2,145,593.13	1.09%
Special Holdings	3,673,475.31	4,571,508.26	2.32%
Small Business Finance Center Portfolio Total	200,961,343.51	196,847,827.88	100.00%

IBank Funds: Federal

<u>Security Type</u>	<u>Previous Mkt. Value</u>	<u>Current Mkt. Value</u>	<u>% of Portfolio</u>
<u>State Small Business Credit Initiative Program</u>			
Tax-Exempt Bonds	-	-	0.00%
Taxable Bonds	-	-	0.00%
Short Term	-	-	0.00%
State Small Business Credit Initiative Portfolio Total	-	-	0.00%

IBank Funds: Special

<u>Security Type</u>	<u>Previous Mkt. Value</u>	<u>Current Mkt. Value</u>	<u>% of Portfolio</u>
<u>State of California Disaster Relief Program 1990</u>			
Tax-Exempt Bonds	-	-	0.00%
Taxable Bonds	9,775,845.17	9,492,823.16	97.24%
Short Term	161,431.47	269,342.42	2.76%
Transportation, Disaster Relief & Air Quality Portfolio Total	9,937,276.64	9,762,165.58	100.00%

IBank Funds: Appropriations

<u>Security Type</u>	<u>Previous Mkt. Value</u>	<u>Current Mkt. Value</u>	<u>% of Portfolio</u>
<u>State Municipal Fund 918</u>			
Cash and Cash Equivalent	196.52	468.14	0.02%
Deposits in SMIF	3,057,000.00	2,110,000.00	99.98%
State Municipal Fund 918 Portfolio Total	3,057,196.52	2,110,468.14	100.00%

Non-IBank Funds

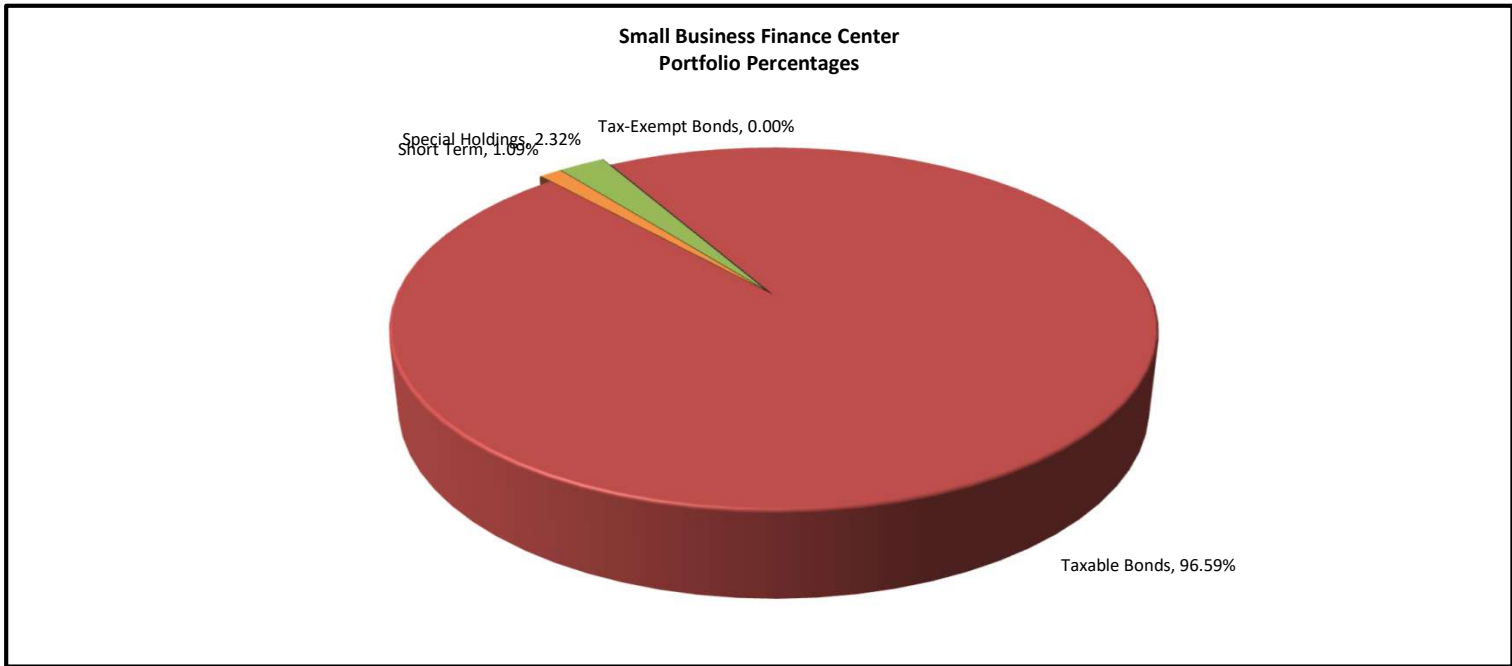
<u>Security Type</u>	<u>Previous Mkt. Value</u>	<u>Current Mkt. Value</u>	<u>% of Portfolio</u>
<u>Bay Area Air Quality Management District</u>			
Taxable Bonds	1,083,607.18	1,810,971.83	93.66%
Short Term	871,134.30	122,682.48	6.34%
Bay Area Air Quality Management District Portfolio Total	1,954,741.48	1,933,654.31	100.00%

IBank Fund Loans

<u>Security Type</u>	<u>Previous Mkt. Value</u>	<u>Current Mkt. Value</u>	<u>% of Portfolio</u>
<u>California Rebuilding Fund Loan and Underserved Allocation</u>			
Taxable Bonds	44,657,037.85	55,909,315.63	70.43%
Short Term	36,808,496.03	23,474,158.56	29.57%
California Rebuilding Fund Loan and Underserved Allocation Total	81,465,533.88	79,383,474.19	100.00%

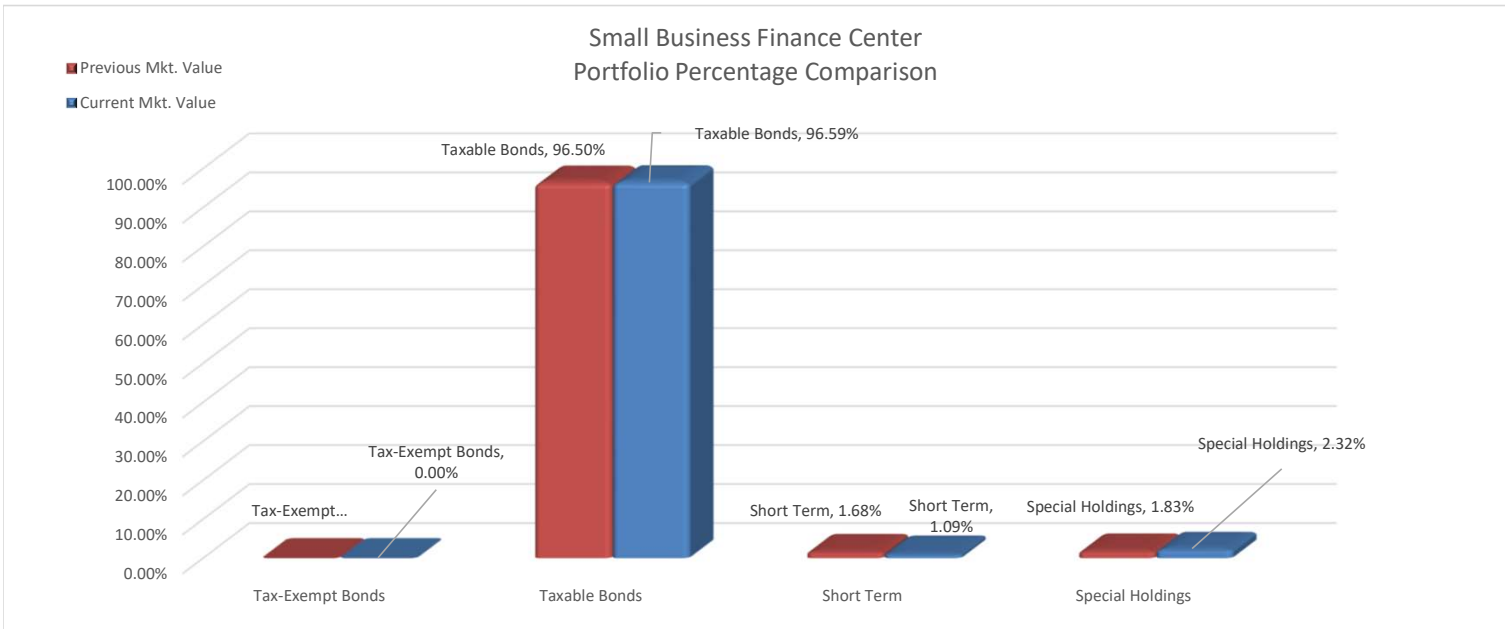
Small Business Finance Center

Security Type	Previous Mkt. Value	Current Mkt. Value	% of Portfolio
Tax-Exempt Bonds	-	-	0.00%
Taxable Bonds	193,921,438.48	190,130,726.49	96.59%
Short Term	3,366,429.72	2,145,593.13	1.09%
Special Holdings	3,673,475.31	4,571,508.26	2.32%
Small Business Finance Center Portfolio Total	200,961,343.51	196,847,827.88	100.00%



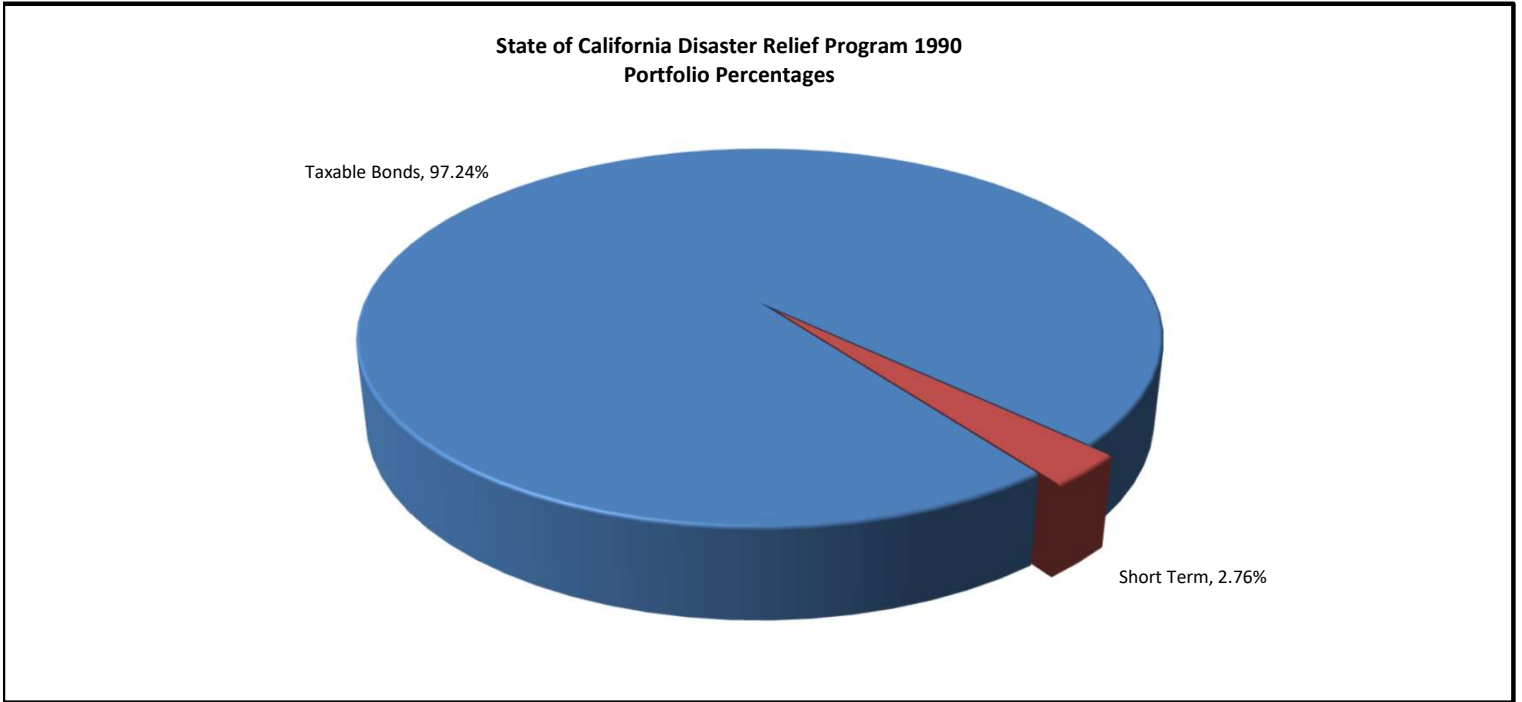
Small Business Finance Center

Security Type	Previous Mkt. Value	% of Portfolio	Current Mkt. Value	% of Portfolio
Tax-Exempt Bonds	-	0.00%	-	0.00%
Taxable Bonds	193,921,438.48	96.50%	190,130,726.49	96.59%
Short Term	3,366,429.72	1.68%	2,145,593.13	1.09%
Special Holdings	3,673,475.31	1.83%	4,571,508.26	2.32%
Small Business Finance Center Portfolio Total	200,961,343.51	100.00%	196,847,827.88	100.00%



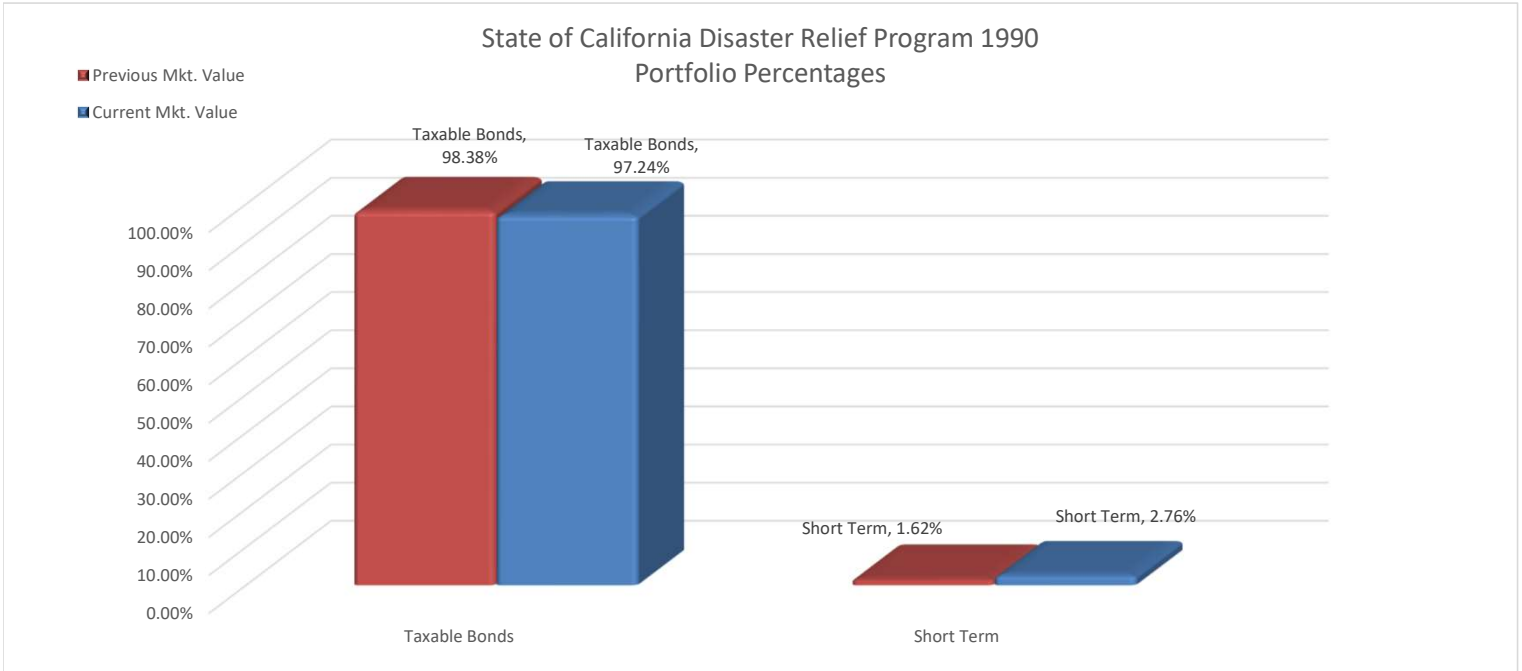
State of California Disaster Relief Program 1990

<u>Security Type</u>	<u>Previous Mkt. Value</u>	<u>Current Mkt. Value</u>	<u>% of Portfolio</u>
Taxable Bonds	9,775,845.17	9,492,823.16	97.24%
Short Term	161,431.47	269,342.42	2.76%
Transportation, Disaster Relief & Air Quality Portfolio Total	9,937,276.64	9,762,165.58	100.00%



State of California Disaster Relief Program 1990

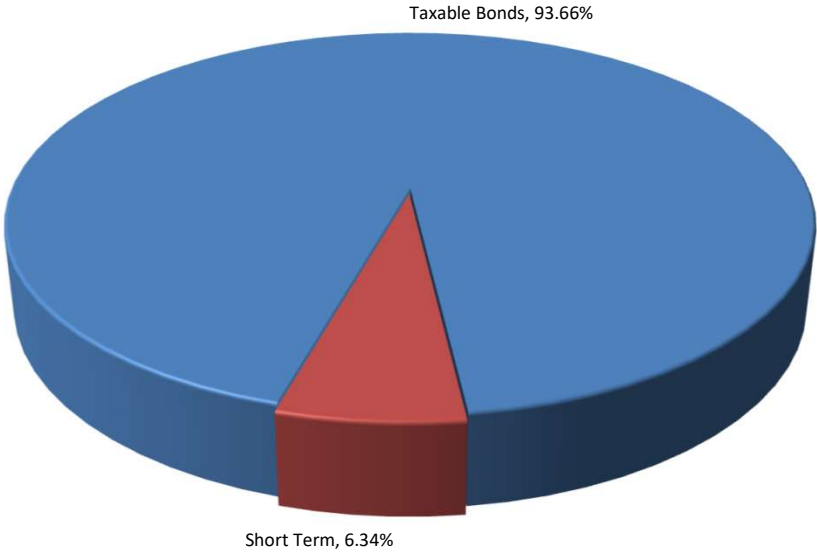
Security Type	Previous Mkt. Value	% of Portfolio	Current Mkt. Value	% of Portfolio
Taxable Bonds	9,775,845.17	98.38%	9,492,823.16	97.24%
Short Term	161,431.47	1.62%	269,342.42	2.76%
Transportation, Disaster & Air Quality Relief Portfolio Total	9,937,276.64	100.00%	9,762,165.58	100.00%



Bay Area Air Quality Management District

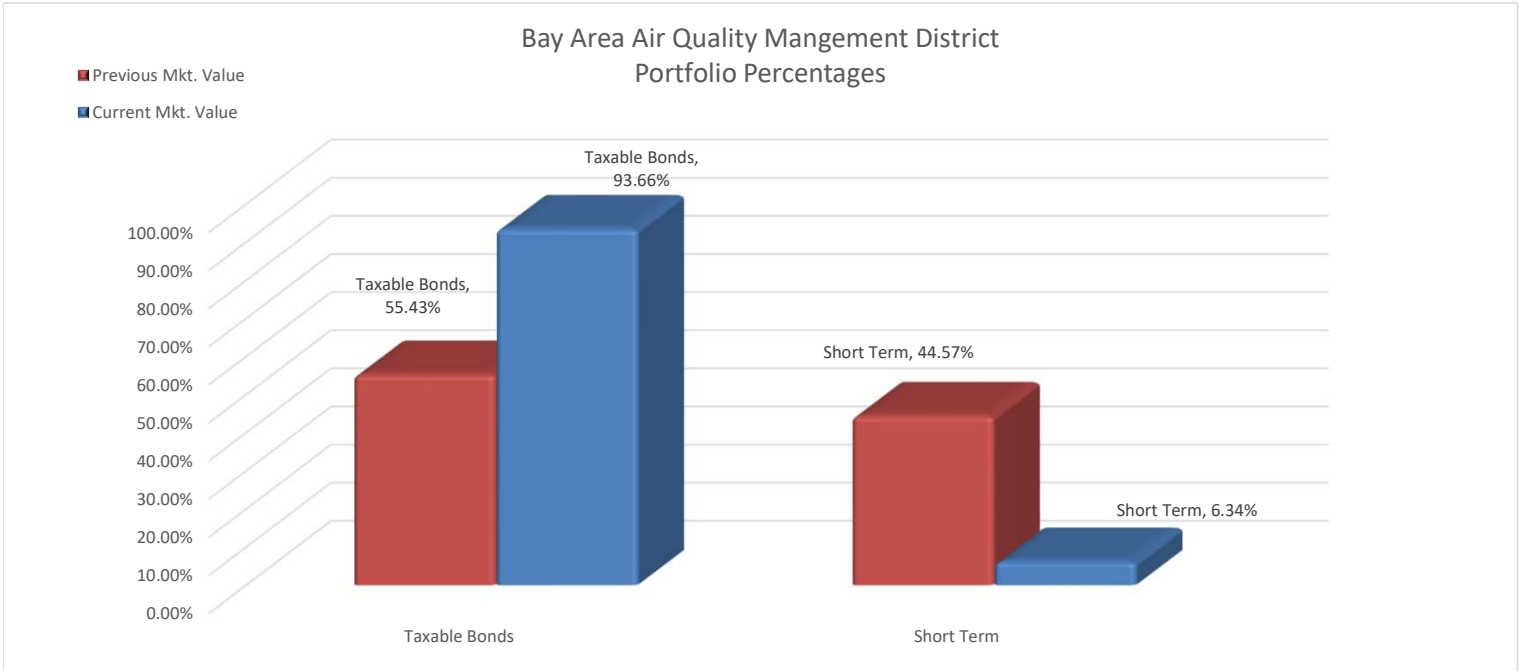
<u>Security Type</u>	<u>Previous Mkt. Value</u>	<u>Current Mkt. Value</u>	<u>% of Portfolio</u>
Taxable Bonds	1,083,607.18	1,810,971.83	93.66%
Short Term	871,134.30	122,682.48	6.34%
Bay Area Air Quality Management District Portfolio Total	1,954,741.48	1,933,654.31	100.00%

Bay Area Air Quality Management District
Portfolio Percentages



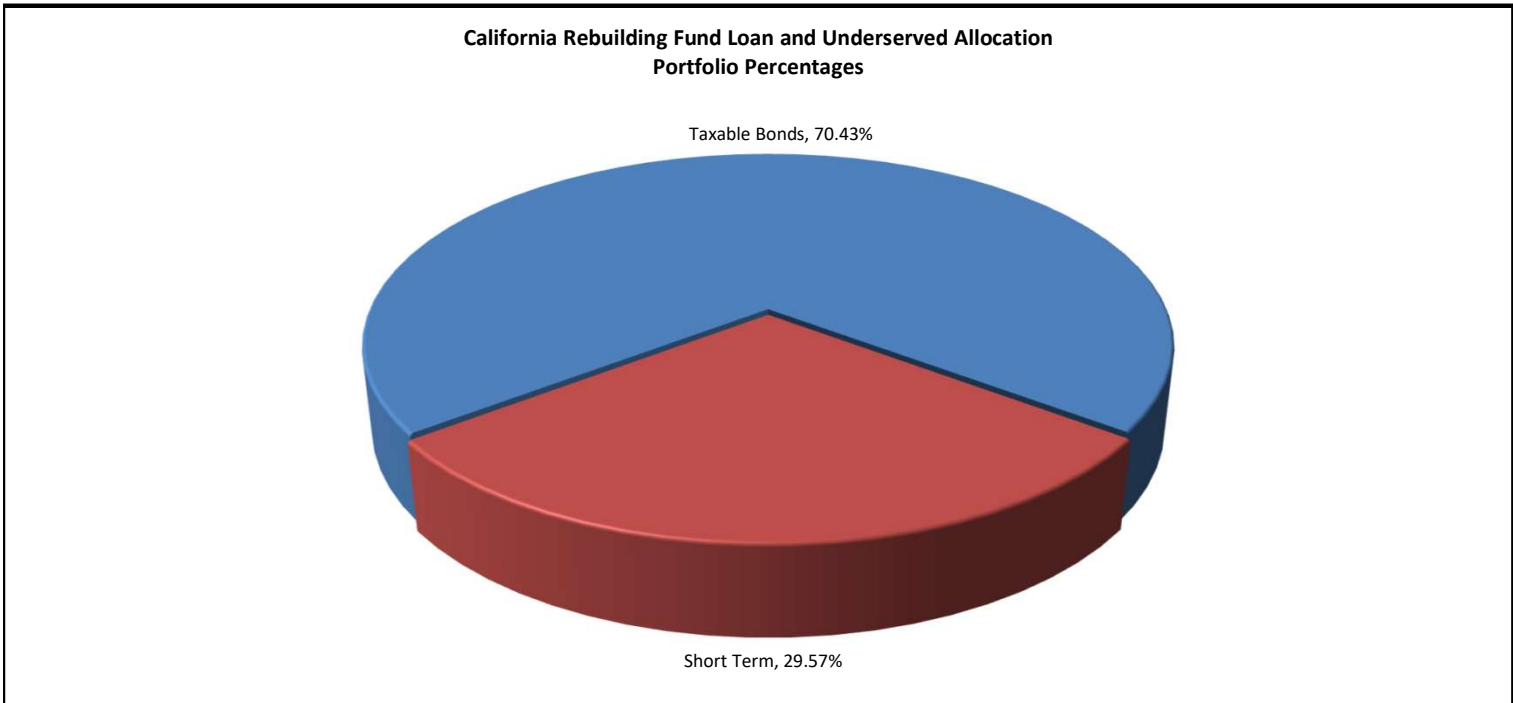
Bay Area Air Quality Management District

Security Type	Previous Mkt. Value	% of Portfolio	Current Mkt. Value	% of Portfolio
Taxable Bonds	1,083,607.18	55.43%	1,810,971.83	93.66%
Short Term	871,134.30	44.57%	122,682.48	6.34%
Bay Area Air Quality Management District Portfolio Total	1,954,741.48	100.00%	1,933,654.31	100.00%



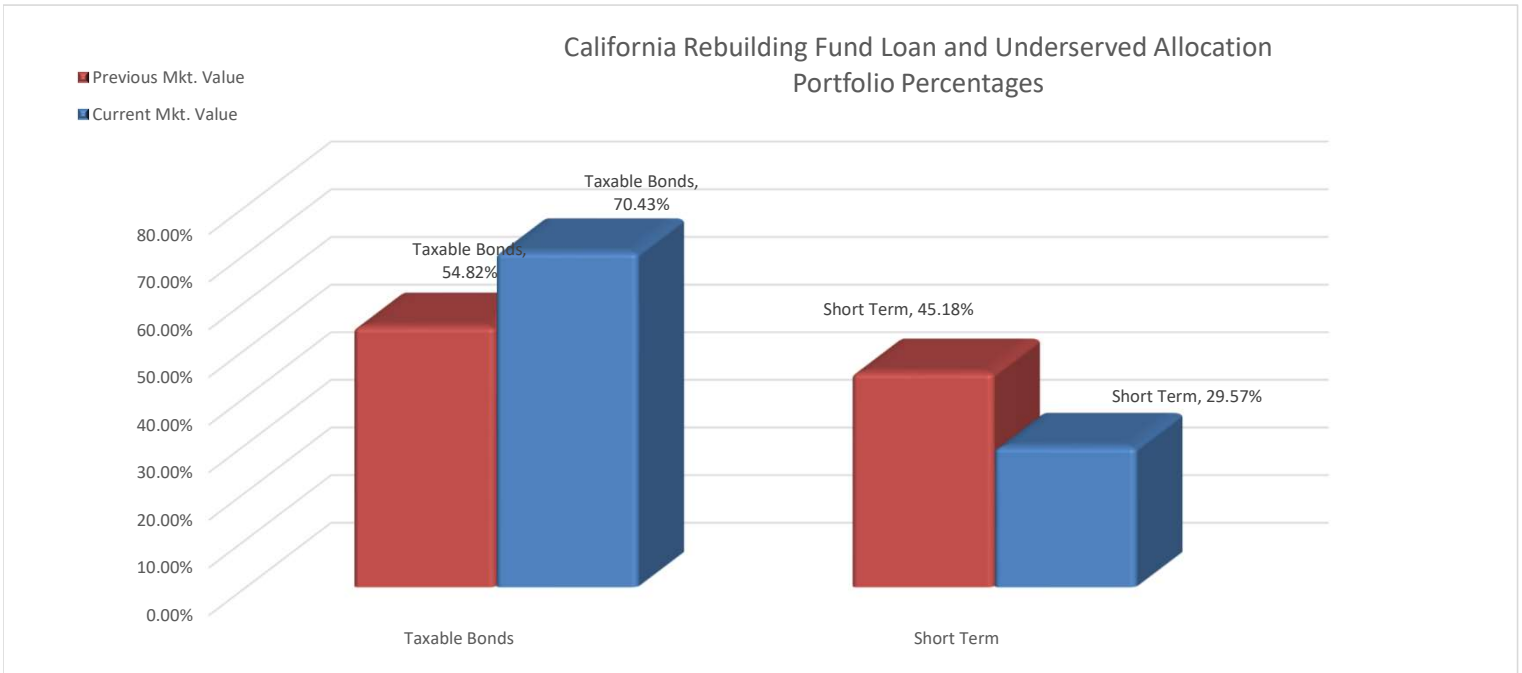
California Rebuilding Fund Loan and Underserved Allocation

<u>Security Type</u>	<u>Previous Mkt. Value</u>	<u>Current Mkt. Value</u>	<u>% of Portfolio</u>
Taxable Bonds	44,657,037.85	55,909,315.63	70.43%
Short Term	36,808,496.03	23,474,158.56	29.57%
California Rebuilding Fund Loan Portfolio Total	81,465,533.88	79,383,474.19	100.00%



California Rebuilding Fund Loan and Underserved Allocation

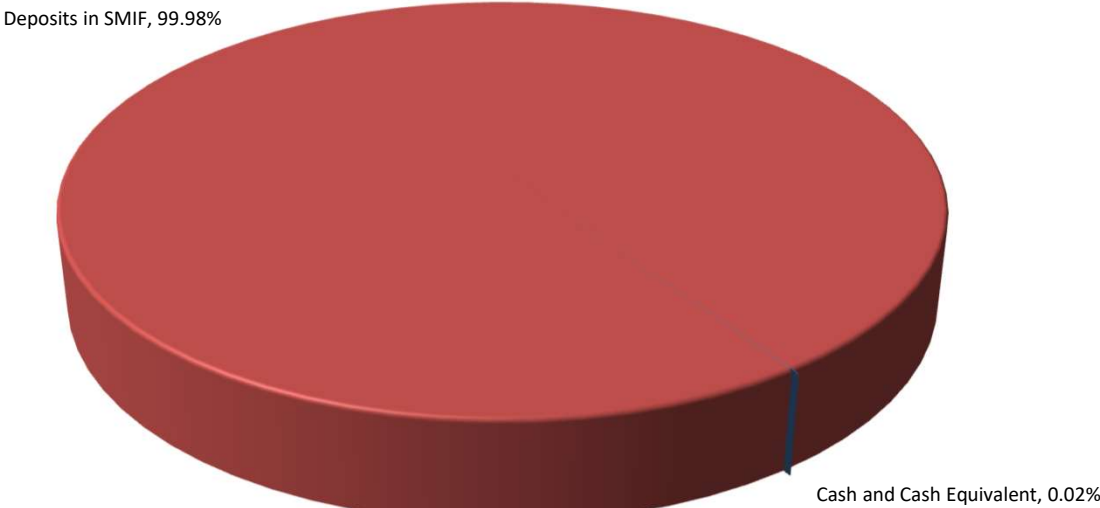
Security Type	Previous Mkt. Value	% of Portfolio	Current Mkt. Value	% of Portfolio
Taxable Bonds	44,657,037.85	54.82%	55,909,315.63	70.43%
Short Term	36,808,496.03	45.18%	23,474,158.56	29.57%
California Rebuilding Fund Loan Portfolio Total	81,465,533.88	100.00%	79,383,474.19	100.00%



State Municipal Investment Fund 918

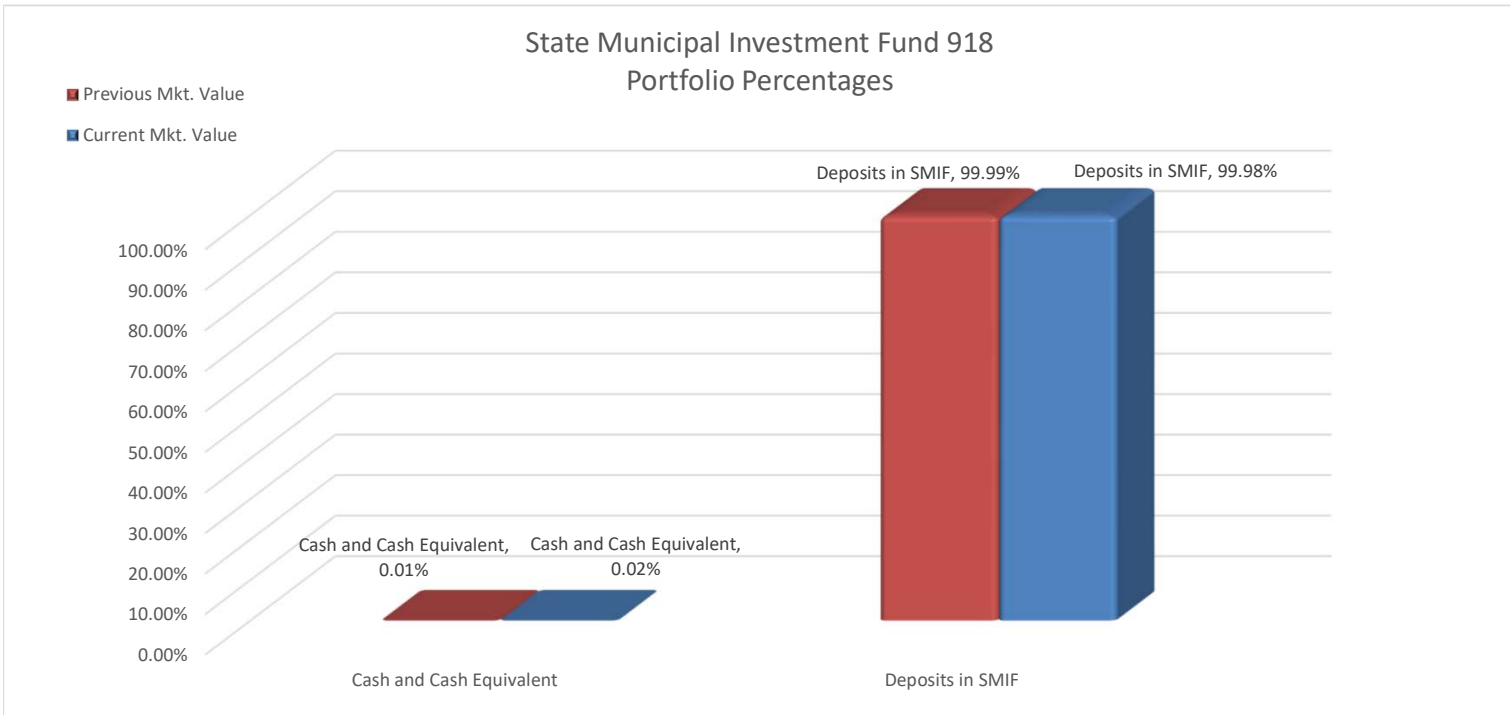
<u>Security Type</u>	<u>Previous Mkt. Value</u>	<u>Current Mkt. Value</u>	<u>% of Portfolio</u>
Cash and Cash Equivalent	196.52	468.14	0.02%
Deposits in SMIF	3,057,000.00	2,110,000.00	99.98%
State Municipal Investment Fund Portfolio Total	3,057,196.52	2,110,468.14	100.00%

State Municipal Investment Fund 918
Portfolio Percentages



State Municipal Investment Fund 918

<u>Security Type</u>	<u>Previous Mkt. Value</u>	<u>% of Portfolio</u>	<u>Current Mkt. Value</u>	<u>% of Portfolio</u>
Cash and Cash Equivalent	196.52	0.01%	468.14	0.02%
Deposits in SMIF	3,057,000.00	99.99%	2,110,000.00	99.98%
State Municipal Investment Fund Portfolio Total	3,057,196.52	100.00%	2,110,468.14	100.00%



Total Funds

Security Type	Previous Mkt. Value	% of Portfolio	Current Mkt. Value	% of Portfolio
Small Business Finance Center	200,961,343.51	67.58%	196,847,827.88	67.87%
State Small Business Credit Initiative	-	0.00%	-	0.00%
State of California Disaster Relief Program 1990	9,937,276.64	3.34%	9,762,165.58	3.37%
State Municipal Investment Fund 918	3,057,196.52	1.03%	2,110,468.14	0.73%
Bay Area Air Quality Management District	1,954,741.48	0.66%	1,933,654.31	0.67%
California Rebuilding Fund Loan & Underserved Allocation	81,465,533.88	27.39%	79,383,474.19	27.37%
Total Funds Portfolio Total	297,376,092.03	100.00%	290,037,590.10	100.00%

