

**California Infrastructure and Economic Development Bank  
Investment Report  
Quarter Ending June 30 2022**

	Purchase Date	Account #	Issuer	Investment	Maturity Date	Credit Rating	Coupon Rate	Effective Yield	Purchase / Unit Price	June 30 2022 Par Value	June 30 2022 Book Value	June 30 2022 Market Value	Mar 31 2022 Market Value	Net Change	Valuation Source (1)
--	---------------	-----------	--------	------------	---------------	---------------	-------------	-----------------	-----------------------	------------------------	-------------------------	---------------------------	--------------------------	------------	----------------------

**CIEDB Fund 0649**

**Funds at US Bank:**

**ISRF Bond Open Indenture Funds**

2014A Revenue Fund	Multiple	207877000	First American Govt Oblig Fund	Money Market Deposits	Daily	Aaa-mf/AAAm/AAAmf	NA	0.68%	(2)	\$1.00	\$1,105,898.76	\$1,105,898.76	\$1,105,898.76	\$6,290,923.88	(5,185,025.12)	USBank
2014A Interest Fund	Multiple	207877001	US Bank MMDA	Money Market Deposits	Daily	A-1+/P-1	NA	0.010%	(4)	\$1.00	\$1.52	\$1.52	\$1.52	\$1.52	0.00	USBank
2014A Principal Fund	Multiple	207877002	US Bank MMDA	Money Market Deposits	Daily	A-1+/P-1	NA	0.010%	(4)	\$1.00	\$3.51	\$3.51	\$3.51	\$3.51	0.00	USBank
2014A Redemption Fund	Multiple	207877003	US Bank MMDA	Money Market Deposits	Daily	A-1+/P-1	NA	0.010%	(4)	\$1.00	\$0.13	\$0.13	\$0.13	\$0.13	0.00	USBank
2014A Rebate Fund	Multiple	207877009	US Bank MMDA	Money Market Deposits	Daily	A-1+/P-1	NA	0.010%	(4)	\$1.00	\$0.00	\$0.00	\$0.00	\$0.00	0.00	USBank
Pledged Loan Fees and Expense	Multiple	207877500	First American Govt Oblig Fund	Money Market Deposits	Daily	Aaa-mf/AAAm/AAAmf	NA	0.68%	(2)	\$1.00	\$1,478,369.69	\$1,478,369.69	\$1,478,369.69	\$1,435,756.56	42,613.13	USBank
2015A Revenue	Multiple	238643000	US Bank MMDA	Money Market Deposits	Daily	A-1+/P-1	NA	0.010%	(4)	\$1.00	\$0.00	\$0.00	\$0.00	\$0.00	0.00	USBank
2015A Interest Fund	Multiple	238643001	US Bank MMDA	Money Market Deposits	Daily	A-1+/P-1	NA	0.010%	(4)	\$1.00	\$1.42	\$1.42	\$1.42	\$1.42	0.00	USBank
2015A Principal Fund	Multiple	238643002	US Bank MMDA	Money Market Deposits	Daily	A-1+/P-1	NA	0.010%	(4)	\$1.00	\$3.82	\$3.82	\$3.82	\$3.82	0.00	USBank
2016A Revenue	Multiple	275203000	US Bank MMDA	Money Market Deposits	Daily	A-1+/P-1	NA	0.010%	(4)	\$1.00	\$0.00	\$0.00	\$0.00	\$0.00	0.00	USBank
2016A Interest Fund	Multiple	275203001	US Bank MMDA	Money Market Deposits	Daily	A-1+/P-1	NA	0.010%	(4)	\$1.00	\$2.56	\$2.56	\$2.56	\$2.56	0.00	USBank
2016A Principal Fund	Multiple	275203002	US Bank MMDA	Money Market Deposits	Daily	A-1+/P-1	NA	0.010%	(4)	\$1.00	\$2.02	\$2.02	\$2.02	\$2.02	0.00	USBank
2020A Revenue	Multiple	253252000	US Bank MMDA	Money Market Deposits	Daily	A-1+/P-1	NA	0.010%	(4)	\$1.00	\$9.93	\$9.93	\$9.93	\$0.00	9.93	USBank
2020A Interest Fund	Multiple	253252001	US Bank MMDA	Money Market Deposits	Daily	A-1+/P-1	NA	0.010%	(4)	\$1.00	\$26.77	\$26.77	\$26.77	\$2,568,451.79	(2,568,425.02)	USBank
2020A Principal Fund	Multiple	253252002	US Bank MMDA	Money Market Deposits	Daily	A-1+/P-1	NA	0.010%	(4)	\$1.00	\$27.71	\$27.71	\$27.71	\$27.70	0.01	USBank
											<b>\$2,584,347.84</b>	<b>\$2,584,347.84</b>	<b>\$2,584,347.84</b>	<b>\$10,295,174.91</b>	<b>(7,710,827.07)</b>	
2014A Equity Fund - Restricted Assets Account	Multiple	207877502	Invesco Short-Term Investments	Short-Term Investment	Daily	AAAm/Aaa-mf/AAAmf	NA	1.38%	(5)	\$1.00	\$6,296,871.86	\$6,296,871.86	\$6,296,871.86	\$1,108.55	6,295,763.31	USBank
											<b>\$6,296,871.86</b>	<b>\$6,296,871.86</b>	<b>\$6,296,871.86</b>	<b>\$1,108.55</b>	<b>6,295,763.31</b>	
2014A Equity Fund - Unrestricted Assets Account	Multiple	207877503	Cash and Cash Equivalent	MMF & T Bills	Various	NA	NA	1.32% - 11%		\$1.00	\$13,338,826.92	\$13,328,141.50	\$13,291,926.92	\$18,465,606.75	(5,173,679.83)	USBank
			US Government Issues	Government Notes	Oct 23 - Oct 24	Aaa/AA+	0.375% - 2.000%	0.39% - 1.31%		\$1.00	\$29,750,000.00	\$29,821,210.94	\$28,597,940.00	\$38,797,717.50	(10,199,777.50)	USBank
			Corporate Issues	Medium Term Notes	Apr 23 - Feb 26	Aa2/A3/AA--A-	0.750% - 4.000%	0.78% - 3.20%		\$1.00	\$30,360,000.00	\$30,883,518.35	\$29,544,773.35	\$28,397,103.00	1,147,670.35	USBank
			Municipal Issues	Municipal Notes	Aug 22 - Aug 25	Aaa/A1/AAA/A+	0.380% - 3.205%	0.3% - 3.25%		\$1.00	\$19,735,000.00	\$19,706,263.65	\$19,114,894.70	\$12,955,161.55	6,159,733.15	USBank
											<b>\$93,183,826.92</b>	<b>\$93,739,134.44</b>	<b>\$90,549,534.97</b>	<b>\$98,615,588.80</b>	<b>(8,066,053.83)</b>	

	Purchase Date	Account #	Issuer	Investment	Maturity Date	Credit Rating	Coupon Rate	Effective Yield	Purchase / Unit Price	June 30, 2022 Par Value	June 30, 2022 Book Value	June 30, 2022 Market Value	Mar 31, 2022 Market Value	Net Change	Valuation Source (1)
--	---------------	-----------	--------	------------	---------------	---------------	-------------	-----------------	-----------------------	-------------------------	--------------------------	----------------------------	---------------------------	------------	----------------------

**Funds in State Treasury:**

Cash and Equivalent			State Treasurer's Office	SMIF	Daily	Not rated	NA	0.269%	(6)	NA	\$7,630,018.29	\$7,630,018.29	\$7,630,018.29	\$8,541,672.27	(911,653.98)	SMIF
---------------------	--	--	--------------------------	------	-------	-----------	----	--------	-----	----	----------------	----------------	----------------	----------------	--------------	------

**CIEDB FUND 0649 Total Investments**

<b>\$109,695,064.91</b>	<b>\$110,250,372.43</b>	<b>\$107,060,772.96</b>	<b>\$117,453,544.53</b>	<b>-\$10,392,771.57</b>
-------------------------	-------------------------	-------------------------	-------------------------	-------------------------

**CA Infrastructure Guarantee IID Trust Fund 9328**

**Funds in State Treasury:**

Cash and Equivalent			State Treasurer's Office	SMIF	Daily	Not rated	NA	0.269%	(6)	NA	\$26,522,490.87	\$26,522,490.87	\$26,522,490.87	\$26,502,988.32	19,502.55	SMIF
---------------------	--	--	--------------------------	------	-------	-----------	----	--------	-----	----	-----------------	-----------------	-----------------	-----------------	-----------	------

**CIEDB FUND 9328 Total Investments**

<b>\$26,522,490.87</b>	<b>\$26,522,490.87</b>	<b>\$26,522,490.87</b>	<b>\$26,502,988.32</b>	<b>19,502.55</b>
------------------------	------------------------	------------------------	------------------------	------------------

**California Infrastructure and Economic Development Bank  
Investment Report  
Quarter Ending June 30 2022**

**NON IBANK FUNDS**

**Deceased ISRF Bond Escrow Funds**

**Purchase Date 12/17/20**

<b>Series 2016A Escrow Fund</b>	Multiple	217074000	Various							Various	\$141,201,742.53	\$141,201,742.53	\$141,201,742.53	\$146,531,765.16	-\$5,330,022.63	USBank
<b>Series 2015A Escrow Fund</b>	Multiple	217074001	Various							Various	\$65,210,156.90	\$65,210,156.90	\$65,210,156.90	\$67,342,038.21	-\$2,131,881.31	USBank
<b>Series 2014A Escrow Fund</b>	Multiple	217074002	Various							Various	\$68,288,129.95	\$68,288,129.95	\$68,288,129.95	\$70,232,946.32	-\$1,944,816.37	USBank
											<b>\$274,700,029.38</b>	<b>\$274,700,029.38</b>	<b>\$274,700,029.38</b>	<b>\$284,106,749.69</b>	<b>-\$9,406,720.31</b>	

**ISRF Borrower Subaccounts**

**Funds at US Bank:**

**ISRF Bond Open Indenture Funds**

2014A City of Escondido	Multiple	207877522	First American-Govt Oblig Fund	Money Market Deposits	Daily	Aaa-mf/AAAm/AAAmf	NA	0.68%	(2)	\$1.00	\$3,332,674.29	\$3,332,674.29	\$3,332,674.29	\$4,800,161.47	(1,467,487.18)	USBank
2014A City of Laguna Beach	Multiple	207877523	First American-Govt Oblig Fund	Money Market Deposits	Daily	Aaa-mf/AAAm/AAAmf	NA	0.68%	(2)	\$1.00	\$1,768,940.93	\$1,768,940.93	\$1,768,940.93	\$1,767,596.96	1,343.97	USBank
2014A City of San Luis Obispo	Multiple	207877524	First American-Govt Oblig Fund	Money Market Deposits	Daily	Aaa-mf/AAAm/AAAmf	NA	0.68%	(2)	\$1.00	\$956,575.03	\$956,575.03	\$956,575.03	\$1,366,711.55	(410,136.52)	USBank
2014A City of Goleta	Multiple	207877525	First American-Govt Oblig Fund	Money Market Deposits	Daily	Aaa-mf/AAAm/AAAmf	NA	0.68%	(2)	\$1.00	\$0.00	\$0.00	\$0.00	\$0.00	0.00	USBank
2014A County of Butte	Multiple	207877526	First American-Govt Oblig Fund	Money Market Deposits	Daily	Aaa-mf/AAAm/AAAmf	NA	0.68%	(2)	\$1.00	\$989,326.94	\$989,326.94	\$989,326.94	\$2,515,533.05	(1,526,206.11)	USBank
2014A County of Butte - Capitalized Interest	Multiple	207877527	First American-Govt Oblig Fund	Money Market Deposits	Daily	Aaa-mf/AAAm/AAAmf	NA	0.68%	(2)	\$1.00	\$26.10	\$26.10	\$26.10	\$26.09	0.01	USBank
2014A City of Santa Cruz	Multiple	207877528	First American-Govt Oblig Fund	Money Market Deposits	Daily	Aaa-mf/AAAm/AAAmf	NA	0.68%	(2)	\$1.00	\$3,097,206.68	\$3,097,206.68	\$3,097,206.68	\$3,094,853.56	2,353.12	USBank
2014A City of Half Moon Bay	Multiple	207877529	First American-Govt Oblig Fund	Money Market Deposits	Daily	Aaa-mf/AAAm/AAAmf	NA	0.68%	(2)	\$1.00	\$819,464.93	\$819,464.93	\$819,464.93	\$818,842.33	622.60	USBank
2014A City of Half Moon Bay - Capitalized Interest	Multiple	207877530	First American-Govt Oblig Fund	Money Market Deposits	Daily	Aaa-mf/AAAm/AAAmf	NA	0.68%	(2)	\$1.00	\$29,154.86	\$29,154.86	\$29,154.86	\$29,132.71	22.15	USBank
2014A City of Escondido	Multiple	207877531	First American-Govt Oblig Fund	Money Market Deposits	Daily	Aaa-mf/AAAm/AAAmf	NA	0.68%	(2)	\$1.00	\$24,771,269.95	\$24,771,269.95	\$24,771,269.95	\$24,752,449.85	18,820.10	USBank
2014A City of Los Banos	Multiple	207877532	First American-Govt Oblig Fund	Money Market Deposits	Daily	Aaa-mf/AAAm/AAAmf	NA	0.68%	(2)	\$1.00	\$13,346,300.04	\$13,346,300.04	\$13,346,300.04	\$13,337,331.80	8,968.24	USBank
City of Los Banos - Restricted	Multiple	207877533	First American-Govt Oblig Fund	Money Market Deposits	Daily	Aaa-mf/AAAm/AAAmf	NA	0.68%	(2)	\$1.00	\$616,432.65	\$616,432.65	\$616,432.65	\$0.00	616,432.65	USBank
City of Laguna Beach - Restricted	Multiple	207877534	First American-Govt Oblig Fund	Money Market Deposits	Daily	Aaa-mf/AAAm/AAAmf	NA	0.68%	(2)	\$1.00	\$7,500,000.00	\$7,500,000.00	\$7,500,000.00	\$0.00	7,500,000.00	USBank
2015A Pico Water District	Multiple	238643508	First American-Govt Oblig Fund	Money Market Deposits	Daily	Aaa-mf/AAAm/AAAmf	NA	0.68%	(2)	\$1.00	\$0.00	\$0.00	\$0.00	\$0.00	0.00	USBank
2015A City of Ukiah	Multiple	238643509	First American-Govt Oblig Fund	Money Market Deposits	Daily	Aaa-mf/AAAm/AAAmf	NA	0.68%	(2)	\$1.00	\$0.00	\$0.00	\$0.00	\$0.00	0.00	USBank
2015A 22nd District Agricultural Association	Multiple	238643511	First American-Govt Oblig Fund	Money Market Deposits	Daily	Aaa-mf/AAAm/AAAmf	NA	0.68%	(2)	\$1.00	\$103.26	\$103.26	\$103.26	\$74.90	28.36	USBank
2015A City of Laguna Beach	Multiple	238643512	First American-Govt Oblig Fund	Money Market Deposits	Daily	Aaa-mf/AAAm/AAAmf	NA	0.68%	(2)	\$1.00	\$1,470,237.23	\$1,470,237.23	\$1,470,237.23	\$1,469,120.22	1,117.01	USBank
2015A City of Paramount	Multiple	238643513	First American-Govt Oblig Fund	Money Market Deposits	Daily	Aaa-mf/AAAm/AAAmf	NA	0.68%	(2)	\$1.00	\$372,320.66	\$372,320.66	\$372,320.66	\$3,373,654.12	(3,001,333.46)	USBank
2015A Sonoma County Airport Terminal	Multiple	238643514	First American-Govt Oblig Fund	Money Market Deposits	Daily	Aaa-mf/AAAm/AAAmf	NA	0.68%	(2)	\$1.00	\$0.00	\$0.00	\$0.00	\$0.00	0.00	USBank
2016A Pico Water District	Multiple	275203505	First American-Govt Oblig Fund	Money Market Deposits	Daily	Aaa-mf/AAAm/AAAmf	NA	0.68%	(2)	\$1.00	\$3.92	\$3.92	\$3.92	\$3.92	0.00	USBank
2016A Twentynine Palms	Multiple	275203513	First American-Govt Oblig Fund	Money Market Deposits	Daily	Aaa-mf/AAAm/AAAmf	NA	0.68%	(2)	\$1.00	\$4.45	\$4.45	\$4.45	\$4.45	0.00	USBank
2016A La Cañada Flintridge	Multiple	275203515	First American-Govt Oblig Fund	Money Market Deposits	Daily	Aaa-mf/AAAm/AAAmf	NA	0.68%	(2)	\$1.00	\$0.00	\$0.00	\$0.00	\$0.00	0.00	USBank
2016A Las Gallinas Valley	Multiple	275203516	First American-Govt Oblig Fund	Money Market Deposits	Daily	Aaa-mf/AAAm/AAAmf	NA	0.68%	(2)	\$1.00	\$568,908.85	\$568,908.85	\$568,908.85	\$568,476.59	432.26	USBank
2016A 22nd District Agricultural Association	Multiple	275203517	First American-Govt Oblig Fund	Money Market Deposits	Daily	Aaa-mf/AAAm/AAAmf	NA	0.68%	(2)	\$1.00	\$551.31	\$551.31	\$551.31	\$626,912.32	(626,361.01)	USBank
2016A Laguna Beach	Multiple	275203518	First American-Govt Oblig Fund	Money Market Deposits	Daily	Aaa-mf/AAAm/AAAmf	NA	0.68%	(2)	\$1.00	\$1,275,505.66	\$1,275,505.66	\$1,275,505.66	\$1,274,536.58	969.08	USBank
											<b>\$60,915,007.74</b>	<b>\$60,915,007.74</b>	<b>\$60,915,007.74</b>	<b>\$59,795,422.47</b>	<b>1,119,585.27</b>	

**CLEEN Borrower Subaccounts**

**Funds at US Bank:**

County of Monterey Housing Authority	Multiple	207877520	First American Govt Oblig Fund	Money Market Deposits	Daily	Aaa-mf/AAAm/AAAmf	NA	0.68%	(2)	\$1.00	\$320,951.84	\$320,951.84	\$320,951.84	\$320,707.99	243.85	USBank
											<b>\$320,951.84</b>	<b>\$320,951.84</b>	<b>\$320,951.84</b>	<b>\$320,707.99</b>	<b>\$243.85</b>	

**Borrower Subaccounts Total Investments**

<b>\$61,235,959.58</b>	<b>\$61,235,959.58</b>	<b>\$61,235,959.58</b>	<b>\$60,116,130.46</b>	<b>\$1,119,829.12</b>
------------------------	------------------------	------------------------	------------------------	-----------------------

**California Infrastructure and Economic Development Bank  
Investment Report  
Quarter Ending June 30 2022**

	Purchase Date	Account #	Issuer	Investment	Maturity Date	Credit Rating	Coupon Rate	Effective Yield	Purchase / Unit Price	June 30 2022 Par Value	June 30 2022 Book Value	June 30 2022 Market Value	Mar 31, 2022 Market Value	Net Change	Valuation Source (1)	
<b>State School Fund Bond Funds</b>																
<b>Funds at US Bank:</b>																
<b>Series 2005A State School Fund Bond Funds</b>																
Vallejo City USD Revenue Fund	Multiple	792127000	Fidelity Government MMF	Money Market Fund	Daily	AAAm/AAAmf	NA	1.23%	(7)	\$1.00	\$1,651,577.09	\$1,651,577.09	\$1,651,577.09	\$1,650,578.64	998.45	Fidelity
Vallejo City USD Interest Fund	Multiple	792127001	Fidelity Government MMF	Money Market Fund	Daily	AAAm/AAAmf	NA	1.23%	(7)	\$1.00	\$0.00	\$0.00	\$0.00	\$0.00	0.00	Fidelity
Vallejo City USD Principal Fund	Multiple	792127002	Fidelity Government MMF	Money Market Fund	Daily	AAAm/AAAmf	NA	1.23%	(7)	\$1.00	\$0.00	\$0.00	\$0.00	\$0.00	0.00	Fidelity
Vallejo City USD Reserve Fund	Multiple	792127003	Fidelity Government MMF	Money Market Fund	Daily	AAAm/AAAmf	NA	1.23%	(7)	\$1.00	\$1,771,930.00	\$1,771,930.00	\$1,771,930.00	\$0.00	1,771,930.00	Fidelity
Vallejo City USD Admin Exp. Fund	Multiple	792127004	Fidelity Government MMF	Money Market Fund	Daily	AAAm/AAAmf	NA	1.23%	(7)	\$1.00	\$62,930.51	\$62,930.51	\$62,930.51	\$64,414.58	(1,484.07)	Fidelity
											<b>\$3,486,437.60</b>	<b>\$3,486,437.60</b>	<b>\$3,486,437.60</b>	<b>\$1,714,993.22</b>	<b>1,771,444.38</b>	
<b>Series 2008 State School Fund Bond Funds</b>																
Oakland USD Revenue Fund	Multiple	123062000	Fidelity Government MMF	Money Market Fund	Daily	AAAm/AAAmf	NA	1.23%	(7)	\$1.00	\$5,244,018.02	\$5,244,018.02	\$5,244,018.02	\$5,240,847.79	3,170.23	Fidelity
Oakland USD Interest Fund	Multiple	123062001	Fidelity Government MMF	Money Market Fund	Daily	AAAm/AAAmf	NA	1.23%	(7)	\$1.00	\$0.00	\$0.00	\$0.00	\$0.00	0.00	Fidelity
Oakland USD Principal Fund	Multiple	123062002	Fidelity Government MMF	Money Market Fund	Daily	AAAm/AAAmf	NA	1.23%	(7)	\$1.00	\$0.00	\$0.00	\$0.00	\$0.00	0.00	Fidelity
Oakland USD Reserve Fund	Multiple	123062003	Fidelity Government MMF	Money Market Fund	Daily	AAAm/AAAmf	NA	1.23%	(7)	\$1.00	\$5,500,449.55	\$5,500,449.55	\$5,500,449.55	\$5,497,124.28	3,325.27	Fidelity
Oakland USD Admin. Exp. Fund	Multiple	123062004	Fidelity Government MMF	Money Market Fund	Daily	AAAm/AAAmf	NA	1.23%	(7)	\$1.00	\$95,141.69	\$95,141.69	\$95,141.69	\$98,555.16	(3,413.47)	Fidelity
											<b>\$10,839,609.26</b>	<b>\$10,839,609.26</b>	<b>\$10,839,609.26</b>	<b>\$10,836,527.23</b>	<b>3,082.03</b>	
<b>Series 2010 State School Fund Bond Funds</b>																
King City JUHSD Revenue Fund	Multiple	140450000	Fidelity Government MMF	Money Market Fund	Daily	AAAm/AAAmf	NA	1.23%	(7)	\$1.00	\$1,028,110.39	\$1,028,110.39	\$1,028,110.39	\$1,027,488.85	621.54	Fidelity
King City JUHSD Interest Fund	Multiple	140450001	Fidelity Government MMF	Money Market Fund	Daily	AAAm/AAAmf	NA	1.23%	(7)	\$1.00	\$0.00	\$0.00	\$0.00	\$0.00	0.00	Fidelity
King City JUHSD Principal Fund	Multiple	140450002	Fidelity Government MMF	Money Market Fund	Daily	AAAm/AAAmf	NA	1.23%	(7)	\$1.00	\$0.00	\$0.00	\$0.00	\$0.00	0.00	Fidelity
King City JUHSD Reserve Fund	Multiple	140450003	Fidelity Government MMF	Money Market Fund	Daily	AAAm/AAAmf	NA	1.23%	(7)	\$1.00	\$1,248,689.85	\$1,248,689.85	\$1,248,689.85	\$1,247,934.97	754.88	Fidelity
King City JUHSD Admin. Exp. Fund	Multiple	140450004	Fidelity Government MMF	Money Market Fund	Daily	AAAm/AAAmf	NA	1.23%	(7)	\$1.00	\$50,168.13	\$50,168.13	\$50,168.13	\$51,959.41	(1,791.28)	Fidelity
											<b>\$2,326,968.37</b>	<b>\$2,326,968.37</b>	<b>\$2,326,968.37</b>	<b>\$2,327,383.23</b>	<b>(414.86)</b>	
<b>State School Funds Bond Total Investments</b>											<b>\$16,653,015.23</b>	<b>\$16,653,015.23</b>	<b>\$16,653,015.23</b>	<b>\$14,878,903.68</b>	<b>\$1,774,111.55</b>	

**Footnotes:**

- (1) SMIF - Surplus Money Investment Fund, Fidelity - Fidelity Management Research
  - (2) First American Money Market Fund rates represent the 7-day yield as of 6-30-22.
  - (3) Effective yield on the CD, Notes, and U.S. Treasury Bills represents the yield on price as of 6-30-22.
  - (4) US Bank Money Market Deposit Account rate is as of 6-30-22. The credit rating represents US Bank's short-term rating.
  - (5) Invesco Government & Agency rate represents the 7-day yield as of 6-30-22.
  - (6) The current SMIF market value is as of 6-30-22.
  - (7) Fidelity Government Money Market Fund rates represent the 7-day yield as of 6-30-22.
  - (8) Fed Home Loan Mtg Corp was formerly under 2014A Reserve Fund. This investment was transferred under the 2014A Restricted Assets Account when the 2020A Bond Series was Issued on 12/17/2020.
- We have had market fluctuations due to COVID-19 with the First American Govt Obligation Fund.

For the Quarter ending June 30, 2022, the IBank's investments were in compliance with the Investment Policy dated December 16, 2020, as amended, and there are sufficient funds to meet the IBank expenditure requirements for the next six months.

*Clint Kellum*  
Chief Deputy Executive Director

8/4/22  
(Date)

*Mei Kuwe*  
Fiscal Unit Manager

8/4/2022  
(Date)

**I-Bank Funds**

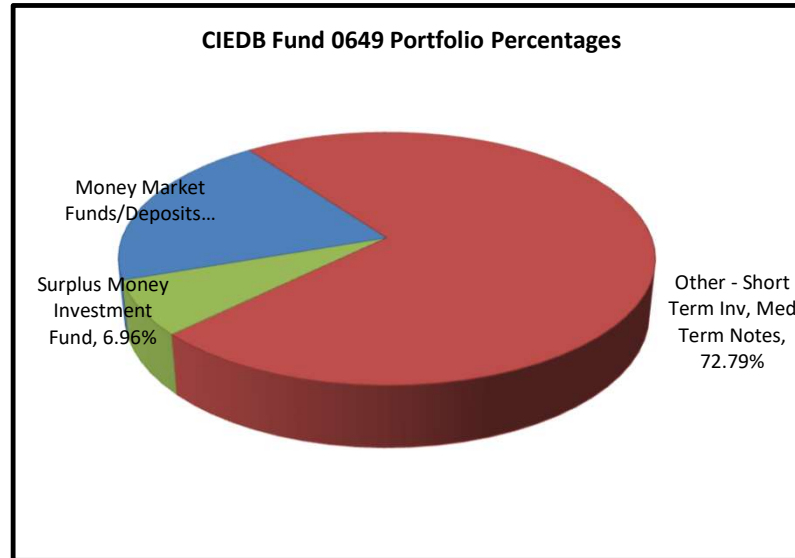
<u>Security Type</u>	<u>Par Value</u>	<u>Book Value</u>	<u>Current Mkt. Value</u>	<u>% of Portfolio</u>	<u>Permitted by Policy</u>	<u>Average Maturity</u>	<u>Maximum Allowable Maturity</u>
<b><u>CIEDB Fund 0649</u></b>							
Money Market Funds/Deposits	22,220,046.62	22,209,361.20	22,173,146.62	20.26%	100%	n/a	-
Other - Short Term Inv, Med Term Notes	79,845,000.00	80,410,992.94	77,257,608.05	72.79%	100%	n/a	7 years
Surplus Money Investment Fund	7,630,018.29	7,630,018.29	7,630,018.29	6.96%	100%	310 days	5 years
<b>Fund 0649 Portfolio Total</b>	<b>109,695,064.91</b>	<b>110,250,372.43</b>	<b>107,060,772.96</b>	<b>100.00%</b>			
<b><u>CA Infrastructure Guarantee Trust IID Fund 9328</u></b>							
Surplus Money Investment Fund	26,522,490.87	26,522,490.87	26,522,490.87	100.00%	100%	310 days	7 years
<b>Fund 9328 Portfolio Total</b>	<b>26,522,490.87</b>	<b>26,522,490.87</b>	<b>26,522,490.87</b>	<b>100.00%</b>			
<b>Total I-Bank Funds</b>	<b>136,217,555.78</b>	<b>136,772,863.30</b>	<b>133,583,263.83</b>				

**Non I-Bank Funds**

<u>Security Type</u>	<u>Par Value</u>	<u>Book Value</u>	<u>Current Mkt. Value</u>	<u>% of Portfolio</u>	<u>Permitted by Policy</u>	<u>Average Maturity</u>	<u>Maximum Allowable Maturity</u>
<b><u>ISRF Borrower Accounts</u></b>							
Money Market Deposits	60,915,007.74	60,915,007.74	60,915,007.74	17.28%	100%	n/a	-
<b><u>CLEEN Borrower Accounts</u></b>							
Money Market Deposits	320,951.84	320,951.84	320,951.84	0.09%	100%	n/a	-
<b><u>State School Bond Fund</u></b>							
Money Market Funds	16,653,015.23	16,653,015.23	16,653,015.23	4.72%	100%	30 days	-
<b><u>Defeased ISRF Bonds Escrow Fund</u></b>							
Money Market Funds	274,700,029.38	274,700,029.38	274,700,029.38	77.91%			
<b>Total Non I-Bank Funds Portfolio</b>	<b>352,589,004.19</b>	<b>352,589,004.19</b>	<b>352,589,004.19</b>	<b>100.00%</b>			
<b>Total Funds</b>	<b>488,806,559.97</b>	<b>489,361,867.49</b>	<b>486,172,268.02</b>				

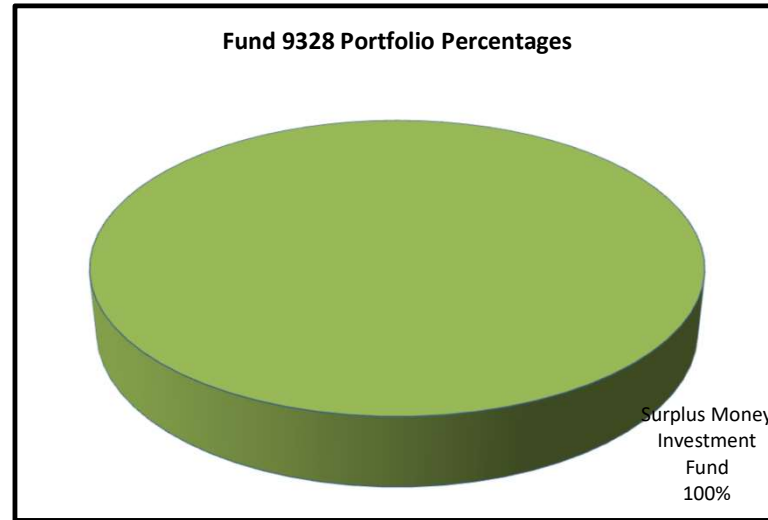
**CIEDB Fund 0649**

<u>Security Type</u>	<u>Par Value</u>	<u>Book Value</u>	<u>Current Mkt. Value</u>	<u>% of Portfolio</u>	<u>Permitted by Policy</u>	<u>Average Maturity</u>	<u>Maximum Allowable Maturity</u>
Money Market Funds/Deposits	22,220,046.62	22,209,361.20	22,173,146.62	20.26%	100%	n/a	-
Other - Short Term Inv, Med Term Notes	79,845,000.00	80,410,992.94	77,257,608.05	72.79%	100%	n/a	7 years
Surplus Money Investment Fund	7,630,018.29	7,630,018.29	7,630,018.29	6.96%	100%	310 days	5 years
<b>Fund 0649 Portfolio Total</b>	<b>109,695,064.91</b>	<b>110,250,372.43</b>	<b>107,060,772.96</b>	<b>100.00%</b>			



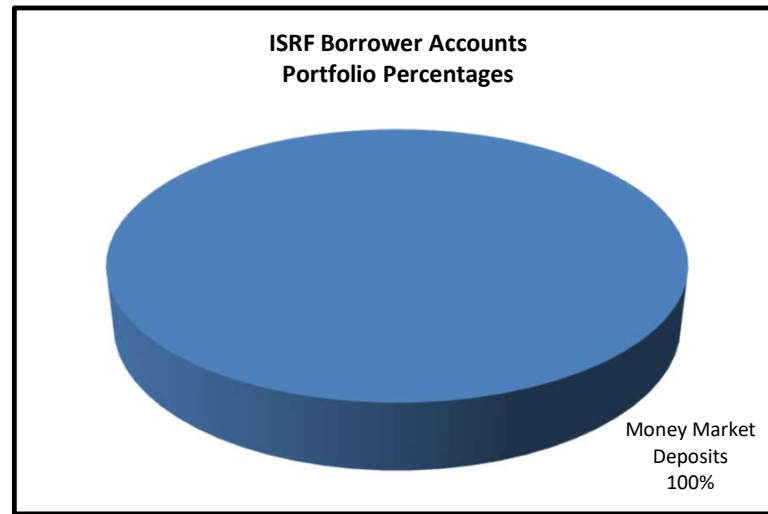
**CA Infrastructure Guarantee Trust Fund 9328**

<u>Security Type</u>	<u>Par Value</u>	<u>Book Value</u>	<u>Current Mkt. Value</u>	<u>% of Portfolio</u>	<u>Permitted by Policy</u>	<u>Average Maturity</u>	<u>Maximum Allowable Maturity</u>
Surplus Money Investment Fund	26,522,490.87	26,522,490.87	26,522,490.87	100.00%	100%	310 days	7 years
<b>Fund 9328 Portfolio Total</b>	<b>26,522,490.87</b>	<b>26,522,490.87</b>	<b>26,522,490.87</b>	<b>100.00%</b>			



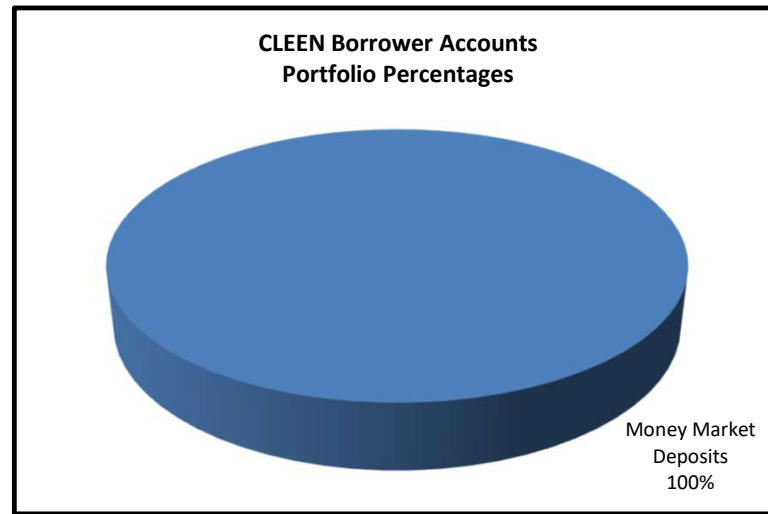
**ISRF Borrower Accounts**

<u>Security Type</u>	<u>Par Value</u>	<u>Book Value</u>	<u>Current Mkt. Value</u>	<u>% of Portfolio</u>	<u>Permitted by Policy</u>	<u>Average Maturity</u>	<u>Maximum Allowable Maturity</u>
Money Market Deposits	60,915,007.74	60,915,007.74	60,915,007.74	100.00%	100%	n/a	-
<b>ISRF Borrower Accounts Portfolio Total</b>	<b>60,915,007.74</b>	<b>60,915,007.74</b>	<b>60,915,007.74</b>	<b>100.00%</b>			



**CLEEN Borrower Accounts**

<u>Security Type</u>	<u>Par Value</u>	<u>Book Value</u>	<u>Current Mkt. Value</u>	<u>% of Portfolio</u>	<u>Permitted by Policy</u>	<u>Average Maturity</u>	<u>Maximum Allowable Maturity</u>
Money Market Deposits	320,951.84	320,951.84	320,951.84	100.00%	100%	n/a	-
<b>CLEEN Borrower Accounts Portfolio Total</b>	<b>320,951.84</b>	<b>320,951.84</b>	<b>320,951.84</b>	<b>100.00%</b>			





**Bay Area Air Quality Management District**

<u>Security Type</u>	<u>Previous Mkt. Value</u>	<u>Current Mkt. Value</u>	<u>% of Portfolio</u>
Taxable Bonds	1,083,607.18	1,810,971.83	93.66%
Short Term	871,134.30	122,682.48	6.34%
<b>Bay Area Air Quality Management District Portfolio Total</b>	<b>1,954,741.48</b>	<b>1,933,654.31</b>	<b>100.00%</b>

Bay Area Air Quality Management District  
Portfolio Percentages

