

California Infrastructure and Economic Development Bank
Investment Report
Quarter Ending June 30, 2021

IBANK FUNDS: Small Business Finance Center

	Purchase Date	Account #	Current % of Investment	Maturity Date	Current Market Yield (%)	Market Value Quarter Ending 6/30/21	Current Market Value
State Pooled Program							
Funds at Fiduciary Trust International:							
Program Account							
Taxable Bonds	Multiple	491213081	98.1%	Up to 2026	0.770	\$104,974,649.81	\$114,869,452.22
Short Term	Multiple	491213081	1.9%	Daily	0.010	\$12,662,551.81	\$2,246,390.91
						\$117,637,201.62	\$117,115,843.13
Income Account							
Taxable Bonds	Multiple	491213082	79.6%	Up to 2026	0.810	\$616,004.25	\$1,056,232.85
Short Term	Multiple	491213082	20.4%	Daily	0.010	\$742,642.45	\$270,072.06
						\$1,358,646.70	\$1,326,304.91
Farm Loan Fund							
Funds at Fiduciary Trust International:							
Program Account							
Taxable Bonds	Multiple	491213083	33.6%	Up to 2026	0.800	\$3,459,900.13	\$2,831,750.64
Short Term	Multiple	491213083	3.0%	Daily	0.010	\$85,965.38	\$252,429.84
Special Holdings	Multiple	491213083	63.4%	Up to 2049	0.000	\$4,858,034.18	\$5,332,429.32
						\$8,403,899.69	\$8,416,609.80
Jump Start Program							
Funds at Fiduciary Trust International:							
Allocation Fund							
Taxable Bonds	Multiple	491213084	72.8%	Up to 2026	0.840	\$531,102.18	\$816,965.61
Short Term	Multiple	491213084	0.7%	Daily	0.010	\$236,013.30	\$8,297.21
Special Holdings	Multiple	491213084	26.4%	Up to 2049	0.000	\$314,356.12	\$296,347.36
						\$1,081,471.60	\$1,121,610.18
Technical Assistance Fund							
Taxable Bonds	Multiple	491213085	89.8%	Up to 2026	0.760	\$172,204.29	\$196,676.58
Short Term	Multiple	491213085	10.2%	Daily	0.010	\$48,096.86	\$22,339.68
						\$220,301.15	\$219,016.26
Covid-19 Micro Loan Guarantee Fund							
Funds at Fiduciary Trust International:							
Program Account							
Tax-Exempt Bonds	Multiple	491213089	0.0%	N/A	N/A	\$0.00	\$0.00
Taxable Bonds	Multiple	491213089	100.4%	Up to 2026	0.710	\$47,803,189.46	\$50,458,233.47
Short Term	Multiple	491213089	-0.4%	Daily	0.010	\$2,466,935.77	-\$210,769.34
						\$50,270,125.23	\$50,247,464.13

California Infrastructure and Economic Development Bank
Investment Report
Quarter Ending June 30, 2021

IBANK FUNDS: Special

	Purchase Date	Account #	Current % of Investment	Maturity Date	Current Market Yield (%)	Market Value Quarter Ending 6/30/21	Current Market Value
State of California Disaster Relief Program 1990							
Funds at Fiduciary Trust International:							
Program Account							
Taxable Bonds	Multiple	491213094	94.5%	Up to 2026	0.750	\$6,830,119.21	\$9,917,928.46
Short Term	Multiple	491213094	5.5%	Daily	0.010	\$3,658,766.71	\$572,555.37
						\$10,488,885.92	\$10,490,483.83
Income Account							
Taxable Bonds	Multiple	491213004	1.1%	Up to 2026	1.870	\$481.20	\$297.86
Short Term	Multiple	491213004	98.9%	Daily	0.010	\$25,278.62	\$26,266.05
						\$25,759.82	\$26,563.91

IBANK FUNDS: Appropriations

	Purchase Date	Account #	Current % of Investment	Maturity Date	Current Market Yield (%)	Market Value Quarter Ending 6/30/21	Current Market Value
State Municipal Investment Fund 0918							
Funds in State Treasury:							
Cash and Cash Equivalent	Multiple	0918000	0.00%	Daily	0.198	\$237.59	\$698.73
Deposits in SMIF	Multiple	0918000	100.00%	Daily	0.198	\$15,032,000.00	\$85,770,000.00
						\$15,032,237.59	\$85,770,698.73

NON- IBANK FUNDS

	Purchase Date	Account #	Current % of Investment	Maturity Date	Current Market Yield (%)	Market Value Quarter Ending 6/30/21	Current Market Value
Bay Area Air Quality Management District							
Funds at Fiduciary Trust International:							
Program Account							
Taxable Bonds	Multiple	491214800	100.0%	Up to 2025	0.790	\$349,828.26	\$717,985.26
Short Term	Multiple	491214800	100.0%	Daily	0.010	\$651,454.01	\$282,511.70
						\$1,001,282.27	\$1,000,496.96

IBANK FUND LOANS

	Purchase Date	Account #	Current % of Investment	Maturity Date	Current Market Yield (%)	Market Value Quarter Ending 6/30/21	Current Market Value
California Rebuilding Fund Loan							
Funds at Fiduciary Trust International:							
Program Account							
Taxable Bonds	Multiple	491213098	100.0%	Up to 2023	0.090	\$602,062.51	\$601,242.18
Short Term	Multiple	491213098	100.0%	Daily	0.000	\$36,896,781.30	\$35,485,813.75
						\$37,498,843.81	\$36,087,055.93

Footnote:

Clint Kellum

Chief Deputy Executive Director

[Signature]

Fiscal Unit Manager

11/8/21

(Date)

10/27/2021

(Date)

IBank Funds: Small Business Finance Center

<u>Security Type</u>	<u>Previous Mkt. Value</u>	<u>Current Mkt. Value</u>	<u>% of Portfolio</u>
<u>Small Business Finance Center</u>			
Tax-Exempt Bonds	-	-	0.00%
Taxable Bonds	157,557,050.12	170,229,311.37	95.39%
Short Term	16,242,205.57	2,588,760.36	1.45%
Special Holdings	5,172,390.30	5,628,776.68	3.15%
Small Business Finance Center Portfolio Total	178,971,645.99	178,446,848.41	100.00%

IBank Funds: Federal

<u>Security Type</u>	<u>Previous Mkt. Value</u>	<u>Current Mkt. Value</u>	<u>% of Portfolio</u>
<u>State Small Business Credit Initiative Program</u>			
Tax-Exempt Bonds	-	-	0.00%
Taxable Bonds	-	-	0.00%
Short Term	-	-	0.00%
State Small Business Credit Initiative Portfolio Total	-	-	0.00%

IBank Funds: Special

<u>Security Type</u>	<u>Previous Mkt. Value</u>	<u>Current Mkt. Value</u>	<u>% of Portfolio</u>
<u>Transportation, Disaster Relief & Air Quality</u>			
Tax-Exempt Bonds	-	-	0.00%
Taxable Bonds	6,830,600.41	9,918,226.32	94.31%
Short Term	3,684,045.33	598,821.42	5.69%
Transportation, Disaster Relief & Air Quality Portfolio Total	10,514,645.74	10,517,047.74	100.00%

IBank Funds: Appropriations

<u>Security Type</u>	<u>Previous Mkt. Value</u>	<u>Current Mkt. Value</u>	<u>% of Portfolio</u>
<u>State Municipal Fund 918</u>			
Cash and Cash Equivalent	237.59	698.73	0.00%
Deposits in SMIF	15,032,000.00	85,770,000.00	100.00%
State Municipal Fund 918 Portfolio Total	15,032,237.59	85,770,698.73	100.00%

Non-IBank Funds

<u>Security Type</u>	<u>Previous Mkt. Value</u>	<u>Current Mkt. Value</u>	<u>% of Portfolio</u>
<u>Bay Area Air Quality Management District</u>			
Taxable Bonds	349,828.26	717,985.26	71.76%
Short Term	651,454.01	282,511.70	28.24%
Bay Area Air Quality Management District Portfolio Total	1,001,282.27	1,000,496.96	100.00%

IBank Fund Loans

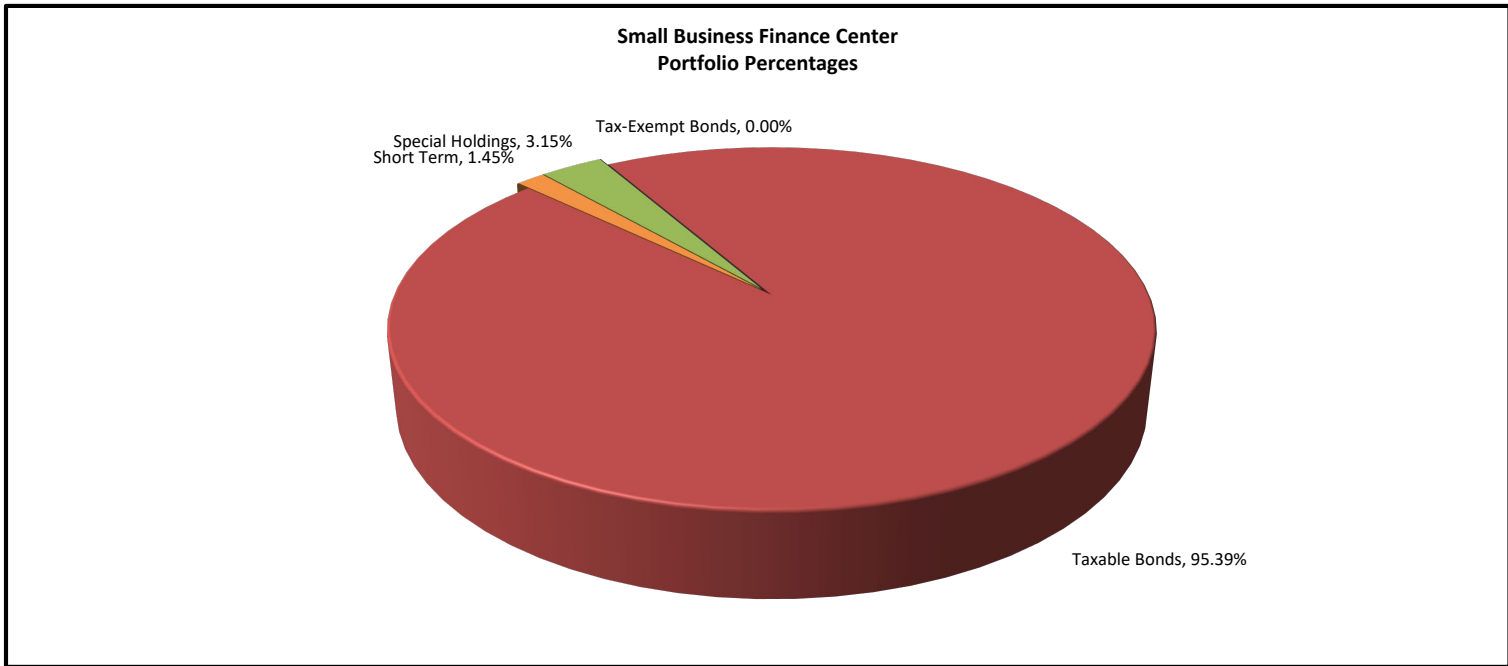
<u>Security Type</u>	<u>Previous Mkt. Value</u>	<u>Current Mkt. Value</u>	<u>% of Portfolio</u>
<u>California Rebuilding Fund Loan</u>			
Taxable Bonds	602,062.51	601,242.18	1.67%
Short Term	36,896,781.30	35,485,813.75	98.33%
Bay Area Air Quality Management District Portfolio Total	37,498,843.81	36,087,055.93	100.00%

Total Funds

243,018,655.40	311,822,147.77
-----------------------	-----------------------

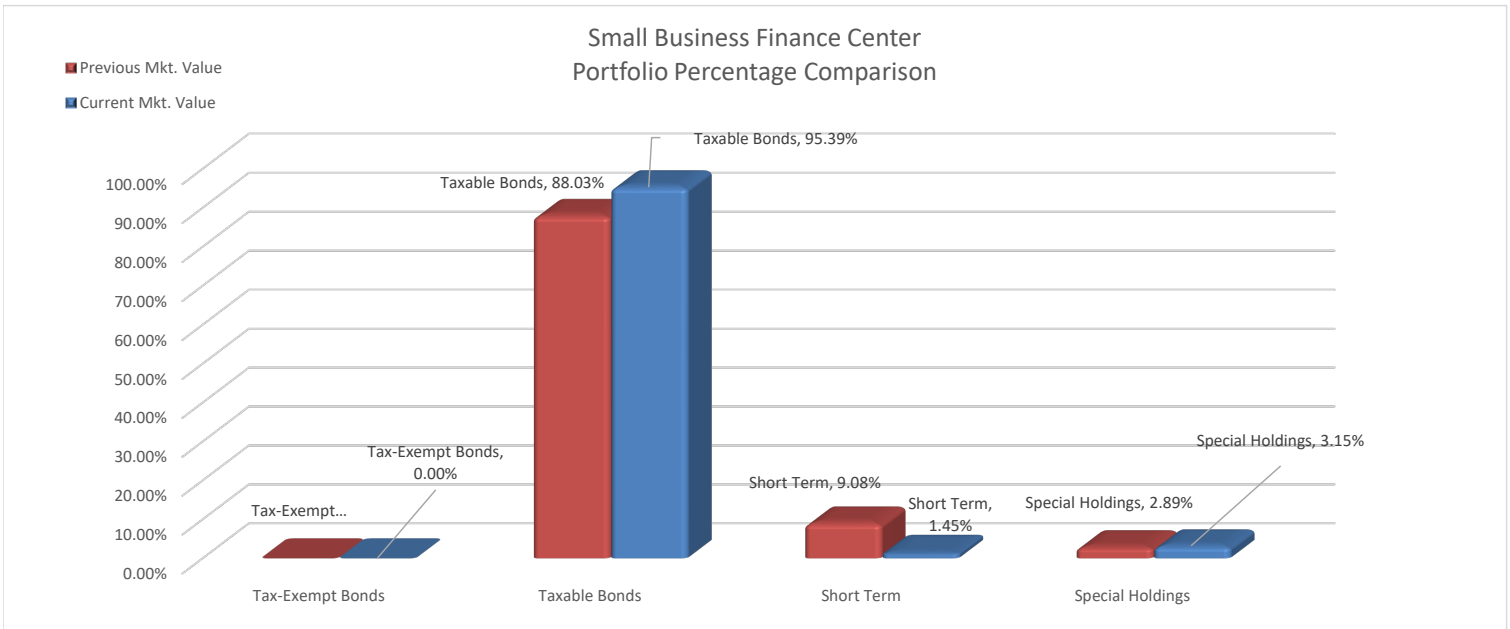
Small Business Finance Center

<u>Security Type</u>	<u>Previous Mkt. Value</u>	<u>Current Mkt. Value</u>	<u>% of Portfolio</u>
Tax-Exempt Bonds	-	-	0.00%
Taxable Bonds	157,557,050.12	170,229,311.37	95.39%
Short Term	16,242,205.57	2,588,760.36	1.45%
Special Holdings	5,172,390.30	5,628,776.68	3.15%
Small Business Finance Center Portfolio Total	178,971,645.99	178,446,848.41	100.00%



Small Business Finance Center

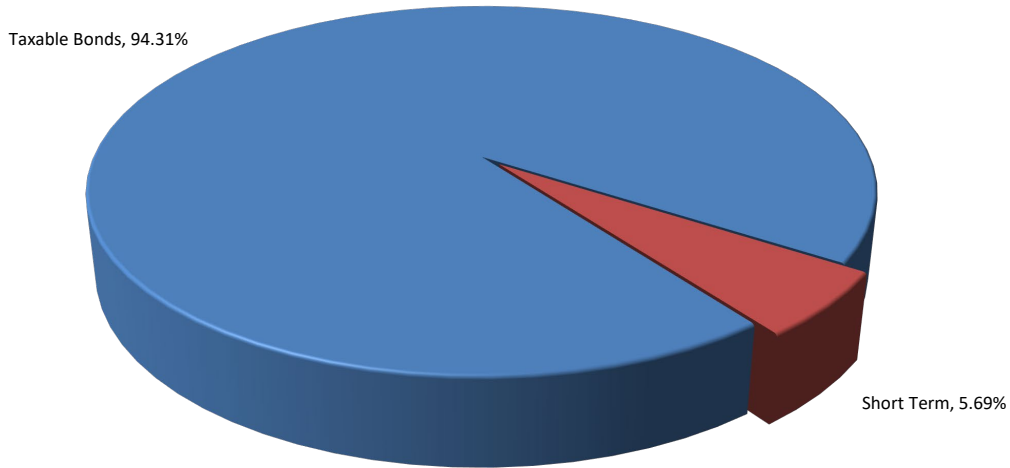
Security Type	Previous Mkt. Value	% of Portfolio	Current Mkt. Value	% of Portfolio
Tax-Exempt Bonds	-	0.00%	-	0.00%
Taxable Bonds	157,557,050.12	88.03%	170,229,311.37	95.39%
Short Term	16,242,205.57	9.08%	2,588,760.36	1.45%
Special Holdings	5,172,390.30	2.89%	5,628,776.68	3.15%
Small Business Finance Center Portfolio Total	178,971,645.99	100.00%	178,446,848.41	100.00%



Transportation, Disaster Relief & Air Quality

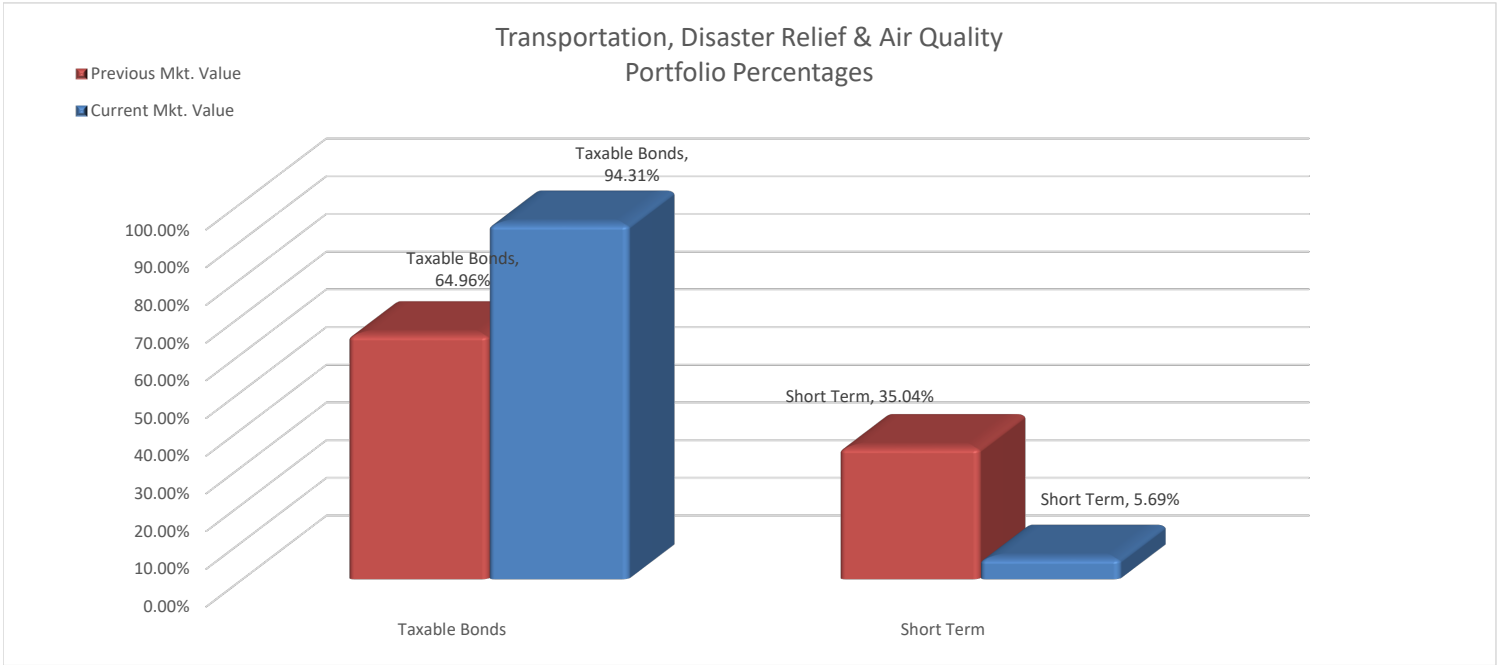
<u>Security Type</u>	<u>Previous Mkt. Value</u>	<u>Current Mkt. Value</u>	<u>% of Portfolio</u>
Taxable Bonds	6,830,600.41	9,918,226.32	94.31%
Short Term	3,684,045.33	598,821.42	5.69%
Transportation, Disaster Relief & Air Quality Portfolio Total	10,514,645.74	10,517,047.74	100.00%

Transportation, Disaster Relief & Air Quality
Portfolio Percentages



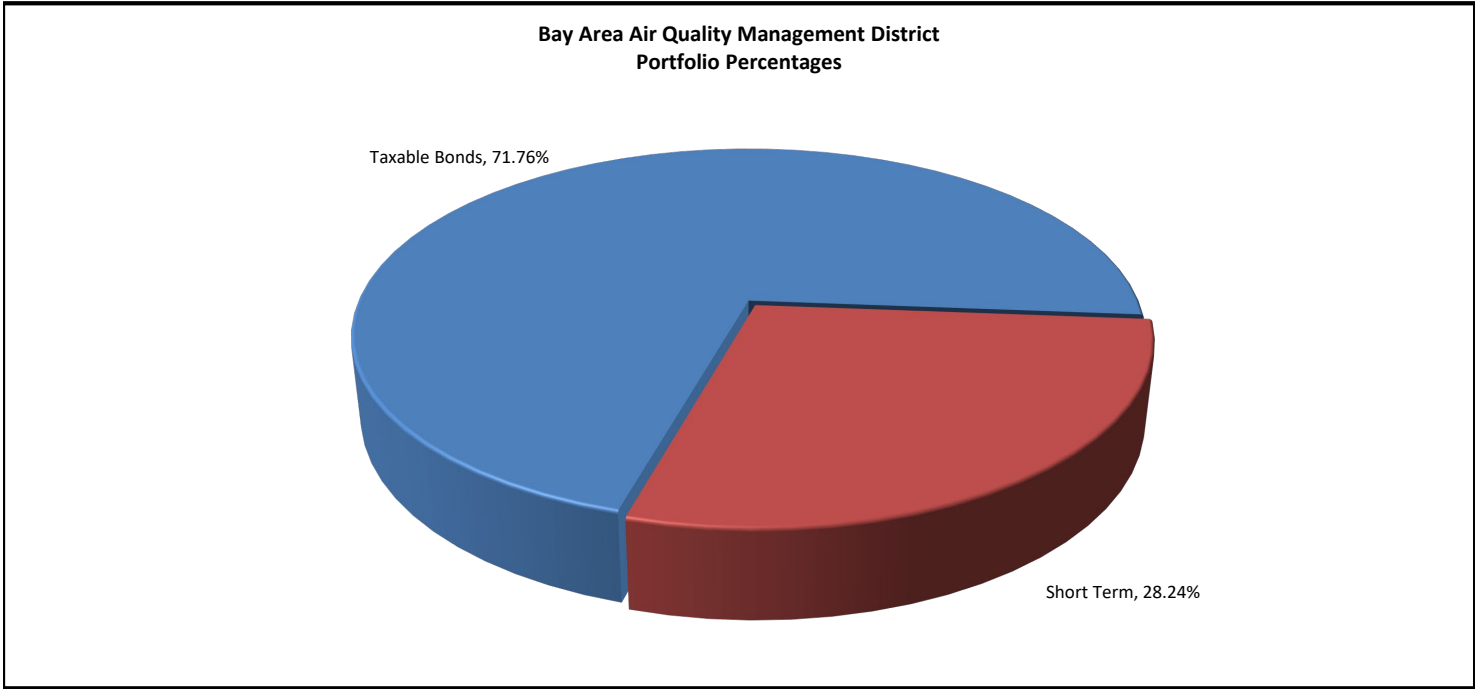
Transportation, Disaster Relief & Air Quality

<u>Security Type</u>	<u>Previous Mkt. Value</u>	<u>% of Portfolio</u>	<u>Current Mkt. Value</u>	<u>% of Portfolio</u>
Taxable Bonds	6,830,600.41	64.96%	9,918,226.32	94.31%
Short Term	3,684,045.33	35.04%	598,821.42	5.69%
Transportation, Disaster & Air Quality Relief Portfolio Total	10,514,645.74	100.00%	10,517,047.74	100.00%



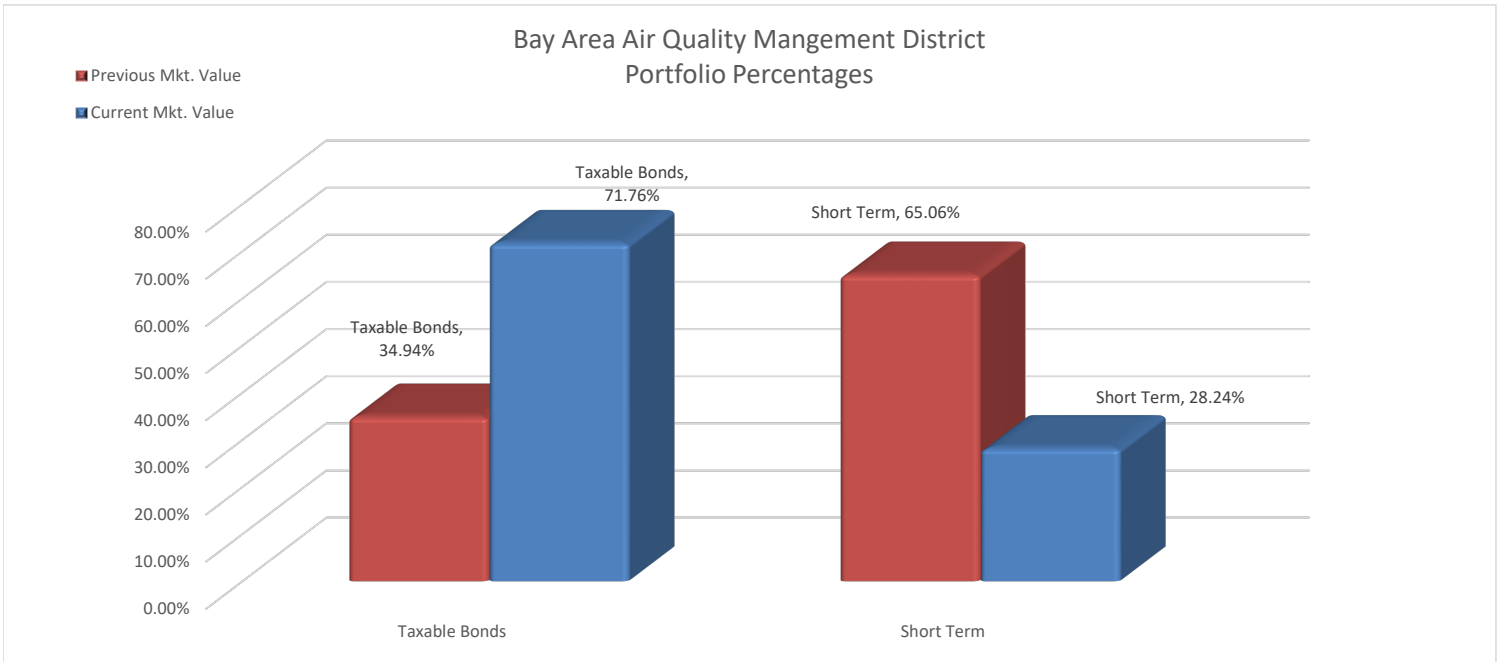
Bay Area Air Quality Management District

<u>Security Type</u>	<u>Previous Mkt. Value</u>	<u>Current Mkt. Value</u>	<u>% of Portfolio</u>
Taxable Bonds	349,828.26	717,985.26	71.76%
Short Term	651,454.01	282,511.70	28.24%
Bay Area Air Quality Management District Portfolio Total	1,001,282.27	1,000,496.96	100.00%



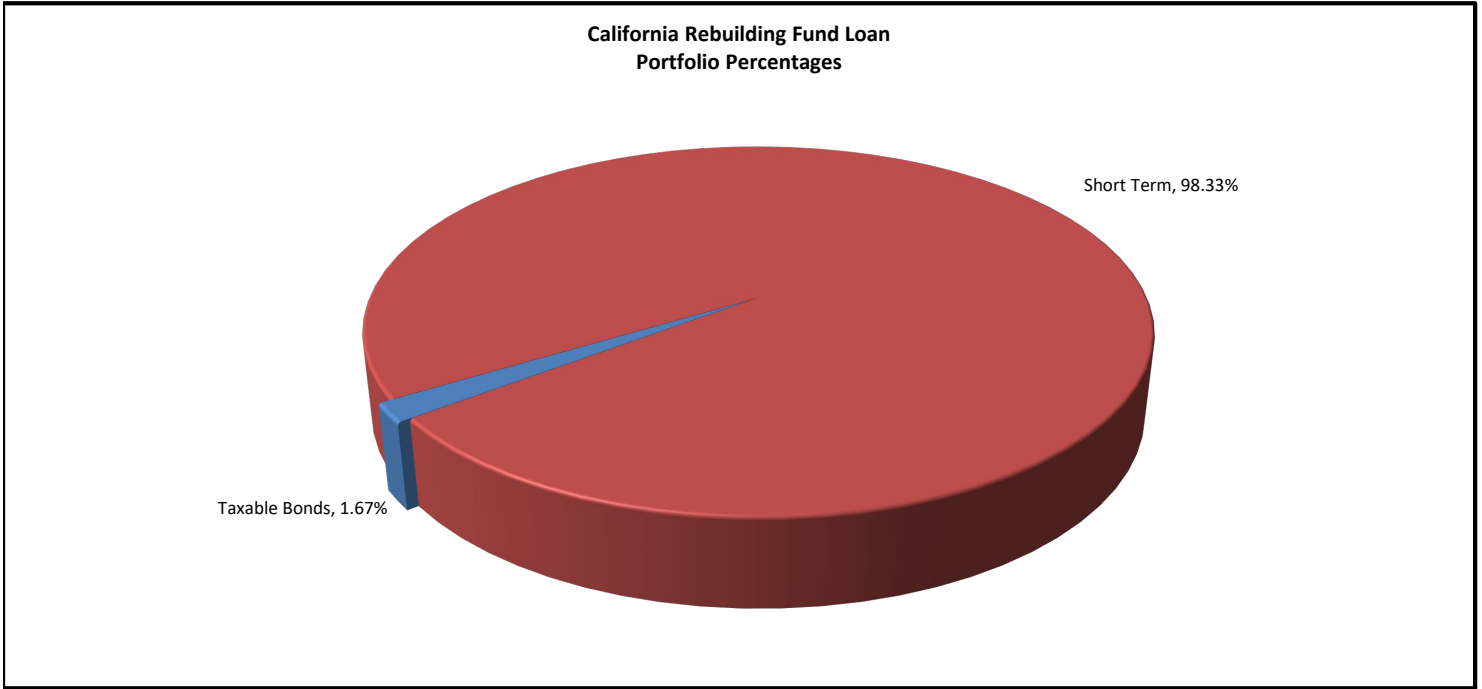
Bay Area Air Quality Management District

<u>Security Type</u>	<u>Previous Mkt. Value</u>	<u>% of Portfolio</u>	<u>Current Mkt. Value</u>	<u>% of Portfolio</u>
Taxable Bonds	349,828.26	34.94%	717,985.26	71.76%
Short Term	651,454.01	65.06%	282,511.70	28.24%
Bay Area Air Quality Management District Portfolio Total	1,001,282.27	100.00%	1,000,496.96	100.00%



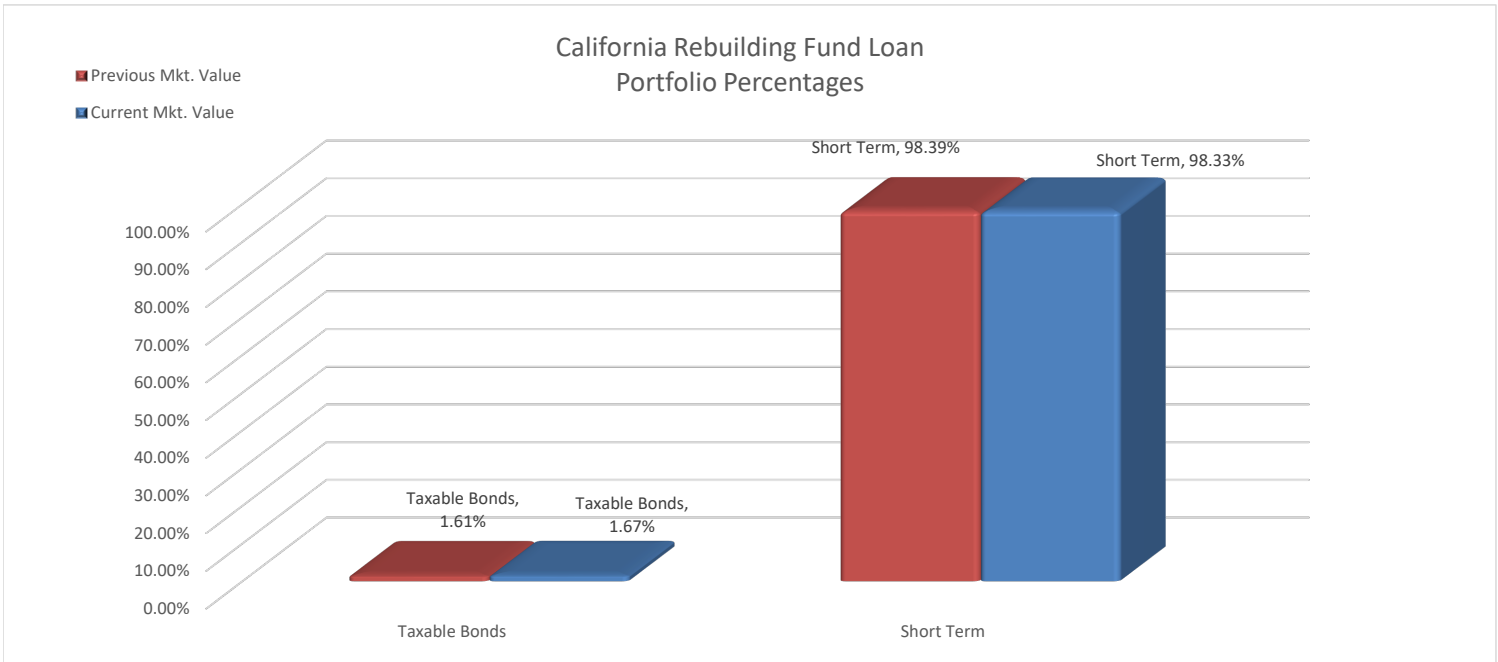
California Rebuilding Fund Loan

Security Type	Previous Mkt. Value	Current Mkt. Value	% of Portfolio
Taxable Bonds	602,062.51	601,242.18	1.67%
Short Term	36,896,781.30	35,485,813.75	98.33%
California Rebuilding Fund Loan Portfolio Total	37,498,843.81	36,087,055.93	100.00%



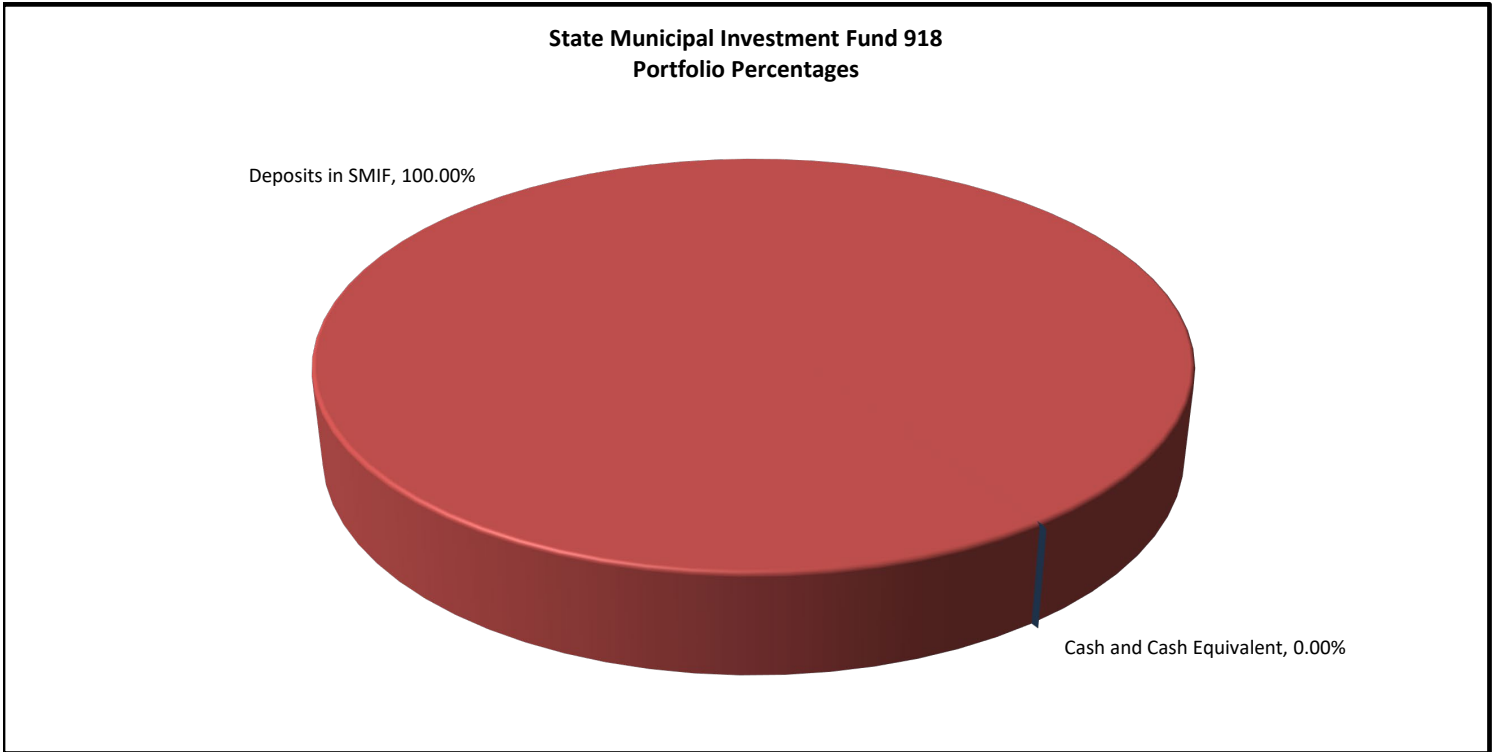
California Rebuilding Fund Loan

<u>Security Type</u>	<u>Previous Mkt. Value</u>	<u>% of Portfolio</u>	<u>Current Mkt. Value</u>	<u>% of Portfolio</u>
Taxable Bonds	602,062.51	1.61%	601,242.18	1.67%
Short Term	36,896,781.30	98.39%	35,485,813.75	98.33%
California Rebuilding Fund Loan Portfolio Total	37,498,843.81	100.00%	36,087,055.93	100.00%



State Municipal Investment Fund 918

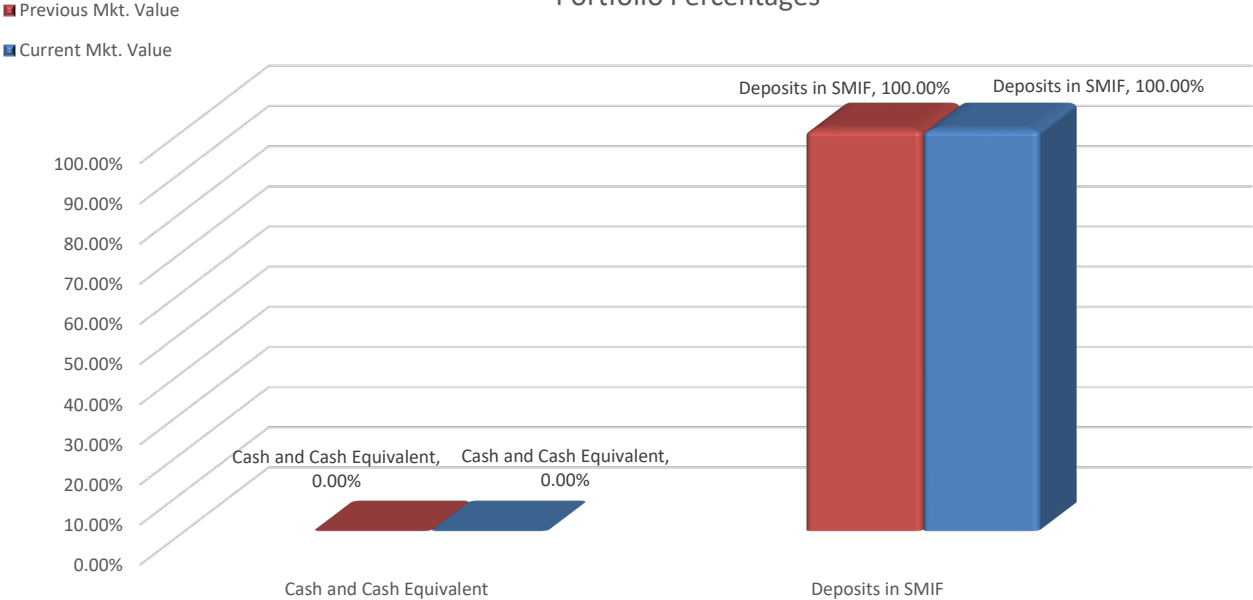
<u>Security Type</u>	<u>Previous Mkt. Value</u>	<u>Current Mkt. Value</u>	<u>% of Portfolio</u>
Cash and Cash Equivalent	237.59	698.73	0.00%
Deposits in SMIF	15,032,000.00	85,770,000.00	100.00%
State Municipal Investment Fund Portfolio Total	15,032,237.59	85,770,698.73	100.00%



State Municipal Investment Fund 918

<u>Security Type</u>	<u>Previous Mkt. Value</u>	<u>% of Portfolio</u>	<u>Current Mkt. Value</u>	<u>% of Portfolio</u>
Cash and Cash Equivalent	237.59	0.00%	698.73	0.00%
Deposits in SMIF	15,032,000.00	100.00%	85,770,000.00	100.00%
State Municipal Investment Fund Portfolio Total	15,032,237.59	100.00%	85,770,698.73	100.00%

State Municipal Investment Fund 918
Portfolio Percentages



Total Funds

Security Type	Previous Mkt. Value	% of Portfolio	Current Mkt. Value	% of Portfolio
Small Business Finance Center	178,971,645.99	73.65%	178,446,848.41	57.23%
State Small Business Credit Initiative	-	0.00%	-	0.00%
Transportation, Disaster Relief & Air Quality	10,514,645.74	4.33%	10,517,047.74	3.37%
State Municipal Investment Fund 918	15,032,237.59	6.19%	85,770,698.73	27.51%
Bay Area Air Quality Management District	1,001,282.27	0.41%	1,000,496.96	0.32%
California Rebuilding Fund Loan	37,498,843.81	15.43%	36,087,055.93	11.57%
Total Funds Portfolio Total	243,018,655.40	100.00%	311,822,147.77	100.00%

