

**California Infrastructure and Economic Development Bank
Investment Report
Quarter Ending September 30, 2021**

	Purchase Date	Account #	Issuer	Investment	Maturity Date	Credit Rating	Coupon Rate	Effective Yield	Purchase / Unit Price	Sept 30, 2021 Par Value	Sept 30, 2021 Book Value	Sept 30, 2021 Market Value	Jun 30, 2021 Market Value	Net Change	Valuation Source (1)	
CIEDB Fund 0649																
Funds at US Bank:																
ISRF Bond Open Indenture Funds																
2014A Revenue Fund	Multiple	207877000	First American Govt Oblig Fund	Money Market Deposits	Daily	Aaa-mf/AAAm/AAAmf	NA	0.03%	(2)	\$1.00	\$33,575.57	\$33,575.57	\$33,575.57	\$2,851,903.60	(2,818,328.03)	USBank
2014A Interest Fund	Multiple	207877001	US Bank MMDA	Money Market Deposits	Daily	A-1+/P-1	NA	0.005%	(4)	\$1.00	\$1.52	\$1.52	\$1.52	\$1.52	0.00	USBank
2014A Principal Fund	Multiple	207877002	US Bank MMDA	Money Market Deposits	Daily	A-1+/P-1	NA	0.005%	(4)	\$1.00	\$3.51	\$3.51	\$3.51	\$3.51	0.00	USBank
2014A Redemption Fund	Multiple	207877003	US Bank MMDA	Money Market Deposits	Daily	A-1+/P-1	NA	0.005%	(4)	\$1.00	\$0.13	\$0.13	\$0.13	\$0.13	0.00	USBank
2014A Subordinate Obligation Fund	Multiple	207877004	US Bank MMDA	Money Market Deposits	Daily	A-1+/P-1	NA	0.005%	(4)	\$1.00	\$0.00	\$0.00	\$0.00	\$0.00	0.00	USBank
2014A Fees and Expense Fund	Multiple	207877006	US Bank MMDA	Money Market Deposits	Daily	A-1+/P-1	NA	0.005%	(4)	\$1.00	\$0.00	\$0.00	\$0.00	\$0.00	0.00	USBank
2014A Administrative Expense Fund	Multiple	207877007	US Bank MMDA	Money Market Deposits	Daily	A-1+/P-1	NA	0.005%	(4)	\$1.00	\$0.00	\$0.00	\$0.00	\$0.00	0.00	USBank
2014A Rebate Fund	Multiple	207877009	US Bank MMDA	Money Market Deposits	Daily	A-1+/P-1	NA	0.005%	(4)	\$1.00	\$0.00	\$0.00	\$0.00	\$0.00	0.00	USBank
Pledged Loan Fees and Expense	Multiple	207877500	First American Govt Oblig Fund	Money Market Deposits	Daily	Aaa-mf/AAAm/AAAmf	NA	0.03%	(2)	\$1.00	\$3,903,832.13	\$3,903,832.13	\$3,903,832.13	\$2,837,007.77	1,066,824.36	USBank
2014A Equity Fund - Unrestricted Assets Account	Multiple	207877503	First American-Treasury Oblig Fund	Money Market Deposits	Daily	AAAm/Aaamf/AAAmf	NA	0.01%	(2)	\$1.00	\$80,271,964.29	\$80,271,964.29	\$80,271,964.29	\$77,037,499.99	3,234,464.30	USBank
2015A Revenue	Multiple	238643000	US Bank MMDA	Money Market Deposits	Daily	A-1+/P-1	NA	0.005%	(4)	\$1.00	\$0.00	\$0.00	\$0.00	\$0.00	0.00	USBank
2015A Interest Fund	Multiple	238643001	US Bank MMDA	Money Market Deposits	Daily	A-1+/P-1	NA	0.005%	(4)	\$1.00	\$1.42	\$1.42	\$1.42	\$1.42	0.00	USBank
2015A Principal Fund	Multiple	238643002	US Bank MMDA	Money Market Deposits	Daily	A-1+/P-1	NA	0.005%	(4)	\$1.00	\$3.82	\$3.82	\$3.82	\$3.82	0.00	USBank
2015A Redemption	Multiple	238643003	US Bank MMDA	Money Market Deposits	Daily	A-1+/P-1	NA	0.005%	(4)	\$1.00	\$0.00	\$0.00	\$0.00	\$0.00	0.00	USBank
2016A Revenue	Multiple	275203000	US Bank MMDA	Money Market Deposits	Daily	A-1+/P-1	NA	0.005%	(4)	\$1.00	\$0.00	\$0.00	\$0.00	\$0.00	0.00	USBank
2016A Interest Fund	Multiple	275203001	US Bank MMDA	Money Market Deposits	Daily	A-1+/P-1	NA	0.005%	(4)	\$1.00	\$2.56	\$2.56	\$2.56	\$2.56	0.00	USBank
2016A Principal Fund	Multiple	275203002	US Bank MMDA	Money Market Deposits	Daily	A-1+/P-1	NA	0.005%	(4)	\$1.00	\$2.02	\$2.02	\$2.02	\$2.02	0.00	USBank
2016A Redemption	Multiple	275203003	US Bank MMDA	Money Market Deposits	Daily	A-1+/P-1	NA	0.005%	(4)	\$1.00	\$0.00	\$0.00	\$0.00	\$0.00	0.00	USBank
2020A Revenue	Multiple	253252000	US Bank MMDA	Money Market Deposits	Daily	A-1+/P-1	NA	0.005%	(4)	\$1.00	\$0.00	\$0.00	\$0.00	\$24.75	(24.75)	USBank
2020A Interest Fund	Multiple	253252001	US Bank MMDA	Money Market Deposits	Daily	A-1+/P-1	NA	0.005%	(4)	\$1.00	\$2,585,766.74	\$2,585,766.74	\$2,585,766.74	\$0.00	2,585,766.74	USBank
2020A Principal Fund	Multiple	253252002	US Bank MMDA	Money Market Deposits	Daily	A-1+/P-1	NA	0.005%	(4)	\$1.00	\$19,455,000.00	\$19,455,000.00	\$19,455,000.00	\$0.00	19,455,000.00	USBank
2020A COI	Multiple	253252003	First American Govt Oblig Fund	Money Market Deposits	Daily	Aaa-mf/AAAm/AAAmf	NA	0.03%	(2)	\$1.00	\$127,904.85	\$127,904.85	\$127,904.85	\$130,176.29	(2,271.44)	USBank
										\$106,378,058.56	\$106,378,058.56	\$106,378,058.56	\$82,856,627.38	23,521,431.18		
2014A Equity Fund - Restricted Assets Account	Multiple	207877502	Invesco Short-Term Investments	Short-Term Investment	Daily	AAAm/Aaa-mf/AAAmf	NA	0.03%	(5)	\$1.00	\$53,388,170.56	\$53,388,170.56	\$53,388,170.56	\$53,308,863.77	79,306.79	USBank
	8/31/2017		FHLMC-Fed. Home Loan Mtg Corp	Medium Term Note	1/13/2022	Aaa/AA+/AAA	2.375%	2.290%	(3,8)	\$103.00	\$6,385,000.00	\$6,576,470.12	\$6,426,757.90	\$6,463,152.40	(36,394.50)	USBank
										\$59,773,170.56	\$59,964,640.68	\$59,814,928.46	\$59,772,016.17	42,912.29		
Series 2016A ISRF Bond Funds																
2016A Bond Proceeds Fund	Multiple	275203021	First American-Govt Oblig Fund	Money Market Deposits	Daily	Aaa-mf/AAAm/AAAmf	NA	0.03%	(2)	\$1.00	\$39.72	\$39.72	\$39.72	\$39.72	0.00	USBank
2016A Bond Proceeds Fund Sub	Multiple	275203022	First American Govt Oblig Fund	Money Market Deposits	Daily	Aaa-mf/AAAm/AAAmf	NA	0.03%	(2)	\$1.00	\$10,725.91	\$10,725.91	\$10,725.91	\$10,725.20	0.71	USBank
										\$10,765.63	\$10,765.63	\$10,765.63	\$10,764.92	0.71		
	Purchase Date	Account #	Issuer	Investment	Maturity Date	Credit Rating	Coupon Rate	Effective Yield	Purchase / Unit Price	Sept 30, 2021 Par Value	Sept 30, 2021 Book Value	Sept 30, 2021 Market Value	Jun 30, 2021 Market Value	Net Change	Valuation Source (1)	
Funds in State Treasury:																
Cash and Equivalent																
			State Treasurer's Office	SMIF	Daily	Not rated	NA	0.198%	(6)	NA	\$8,824,636.50	\$8,824,636.50	\$8,824,636.50	\$8,757,901.91	66,734.59	SMIF
CIEDB FUND 0649 Total Investments											\$174,986,631.25	\$175,178,101.37	\$175,028,389.15	\$151,397,310.38	23,631,078.77	
CA Infrastructure Guarantee IID Trust Fund 9328																
Funds in State Treasury:																
Cash and Equivalent																
			State Treasurer's Office	SMIF	Daily	Not rated	NA	0.198%	(6)	NA	\$26,473,479.90	\$26,473,479.90	\$26,473,479.90	\$26,453,407.55	20,072.35	SMIF
CIEDB FUND 9328 Total Investments											\$26,473,479.90	\$26,473,479.90	\$26,473,479.90	\$26,453,407.55	20,072.35	

California Infrastructure and Economic Development Bank
Investment Report
Quarter Ending September 30, 2021

NON I-BANK FUNDS

	Purchase Date	Account #	Issuer	Investment	Maturity Date	Credit Rating	Coupon Rate	Effective Yield	Purchase Price	Sept 30, 2021 Par Value	Sept 30, 2021 Book Value	Sept 30, 2021 Market Value	Jun 30, 2021 Market Value	Net Change	Valuation Source (1)
Defeased ISRF Bond Escrow Funds															
Purchase Date 12/17/20															
Series 2016A Escrow Fund	Multiple	217074000	Various					Various		\$5,256,338.39	\$5,256,338.39	\$5,256,338.39	\$405.87	\$5,255,932.52	USBank
Series 2015A Escrow Fund	Multiple	217074001	Various					Various		\$6,368,078.55	\$6,368,078.55	\$6,368,078.55	\$84.15	\$6,367,994.40	USBank
Series 2014A Escrow Fund	Multiple	217074002	Various					Various		\$6,218,640.61	\$6,218,640.61	\$6,218,640.61	\$286.22	\$6,218,354.39	USBank
										\$17,843,057.55	\$17,843,057.55	\$17,843,057.55	\$776.24	\$17,842,281.31	

ISRF Borrower Subaccounts

Funds at US Bank:

ISRF Bond Open Indenture Funds

2014A Sonoma County Airport Terminal	Multiple	207877521	First American-Govt Oblig Fund	Money Market Deposits	Daily	Aaa-mf/AAAm/AAAmf	NA	0.03%	(2)	\$1.00	\$0.00	\$0.00	\$0.00	\$1,197.67	(1,197.67)	USBank
2014A City of Escondido	Multiple	207877522	First American-Govt Oblig Fund	Money Market Deposits	Daily	Aaa-mf/AAAm/AAAmf	NA	0.03%	(2)	\$1.00	\$9,825,051.86	\$9,825,051.86	\$9,825,051.86	\$9,824,373.14	678.72	USBank
2014A City of Laguna Beach	Multiple	207877523	First American-Govt Oblig Fund	Money Market Deposits	Daily	Aaa-mf/AAAm/AAAmf	NA	0.03%	(2)	\$1.00	\$1,768,468.07	\$1,768,468.07	\$1,768,468.07	\$1,768,352.14	115.93	USBank
2014A City of San Luis Obispo	Multiple	207877524	First American-Govt Oblig Fund	Money Market Deposits	Daily	Aaa-mf/AAAm/AAAmf	NA	0.03%	(2)	\$1.00	\$1,663,334.77	\$1,663,334.77	\$1,663,334.77	\$3,234,476.65	(1,571,141.88)	USBank
2014A City of Goleta	Multiple	207877525	First American-Govt Oblig Fund	Money Market Deposits	Daily	Aaa-mf/AAAm/AAAmf	NA	0.03%	(2)	\$1.00	\$0.00	\$0.00	\$0.00	\$0.00	0.00	USBank
2014A County of Butte	Multiple	207877526	First American-Govt Oblig Fund	Money Market Deposits	Daily	Aaa-mf/AAAm/AAAmf	NA	0.03%	(2)	\$1.00	\$6,596,337.55	\$6,596,337.55	\$6,596,337.55	\$7,476,529.68	(880,192.13)	USBank
2014A County of Butte - Capitalized Interest	Multiple	207877527	First American-Govt Oblig Fund	Money Market Deposits	Daily	Aaa-mf/AAAm/AAAmf	NA	0.03%	(2)	\$1.00	\$150,065.38	\$150,065.38	\$150,065.38	\$300,049.45	(149,984.07)	USBank
2014A City of Santa Cruz	Multiple	207877528	First American-Govt Oblig Fund	Money Market Deposits	Daily	Aaa-mf/AAAm/AAAmf	NA	0.03%	(2)	\$1.00	\$3,095,005.63	\$3,095,005.63	\$3,095,005.63	\$3,094,799.85	205.78	USBank
2014A City of Half Moon Bay	Multiple	207877529	First American-Govt Oblig Fund	Money Market Deposits	Daily	Aaa-mf/AAAm/AAAmf	NA	0.03%	(2)	\$1.00	\$1,114,931.88	\$1,114,931.88	\$1,114,931.88	\$3,200,013.67	(2,085,081.79)	USBank
2014A City of Half Moon Bay - Capitalized Intere	Multiple	207877530	First American-Govt Oblig Fund	Money Market Deposits	Daily	Aaa-mf/AAAm/AAAmf	NA	0.03%	(2)	\$1.00	\$50,242.17	\$50,242.17	\$50,242.17	\$3,200,013.67	(3,149,771.50)	USBank
2015A Pico Water District	Multiple	238643508	First American-Govt Oblig Fund	Money Market Deposits	Daily	Aaa-mf/AAAm/AAAmf	NA	0.03%	(2)	\$1.00	\$0.00	\$0.00	\$0.00	\$0.00	0.00	USBank
2015A City of Ukiah	Multiple	238643509	First American-Govt Oblig Fund	Money Market Deposits	Daily	Aaa-mf/AAAm/AAAmf	NA	0.03%	(2)	\$1.00	\$0.00	\$0.00	\$0.00	\$0.00	0.00	USBank
2015A 22nd District Agricultural Association	Multiple	238643511	First American-Govt Oblig Fund	Money Market Deposits	Daily	Aaa-mf/AAAm/AAAmf	NA	0.03%	(2)	\$1.00	\$421,385.90	\$421,385.90	\$421,385.90	\$421,358.28	27.62	USBank
2015A City of Laguna Beach	Multiple	238643512	First American-Govt Oblig Fund	Money Market Deposits	Daily	Aaa-mf/AAAm/AAAmf	NA	0.03%	(2)	\$1.00	\$1,470,052.40	\$1,470,052.40	\$1,470,052.40	\$2,361,645.29	(891,592.89)	USBank
2015A City of Paramount	Multiple	238643513	First American-Govt Oblig Fund	Money Market Deposits	Daily	Aaa-mf/AAAm/AAAmf	NA	0.03%	(2)	\$1.00	\$3,376,294.54	\$3,376,294.54	\$3,376,294.54	\$5,211,507.35	(1,835,212.81)	USBank
2015A Sonoma County Airport Terminal	Multiple	238643514	First American-Govt Oblig Fund	Money Market Deposits	Daily	Aaa-mf/AAAm/AAAmf	NA	0.03%	(2)	\$1.00	\$0.00	\$0.00	\$0.00	\$0.03	(0.03)	USBank
2016A Pico Water District	Multiple	275203505	First American-Govt Oblig Fund	Money Market Deposits	Daily	Aaa-mf/AAAm/AAAmf	NA	0.03%	(2)	\$1.00	\$656.79	\$656.79	\$656.79	\$196,155.81	(195,499.02)	USBank
2016A Sonoma County Airport Terminal	Multiple	275203510	First American-Govt Oblig Fund	Money Market Deposits	Daily	Aaa-mf/AAAm/AAAmf	NA	0.03%	(2)	\$1.00	\$0.00	\$0.00	\$0.00	\$292.46	(292.46)	USBank
2016A Twentynine Palms	Multiple	275203513	First American-Govt Oblig Fund	Money Market Deposits	Daily	Aaa-mf/AAAm/AAAmf	NA	0.03%	(2)	\$1.00	\$26,471.22	\$26,471.22	\$26,471.22	\$26,469.48	1.74	USBank
2016A Santa Cruz County Sanitation District	Multiple	275203514	First American-Govt Oblig Fund	Money Market Deposits	Daily	Aaa-mf/AAAm/AAAmf	NA	0.03%	(2)	\$1.00	\$801.39	\$801.39	\$801.39	\$787.82	13.57	USBank
2016A La Cañada Flintridge	Multiple	275203515	First American-Govt Oblig Fund	Money Market Deposits	Daily	Aaa-mf/AAAm/AAAmf	NA	0.03%	(2)	\$1.00	\$0.00	\$0.00	\$0.00	\$0.00	0.00	USBank
2016A Las Gallinas Valley	Multiple	275203516	First American-Govt Oblig Fund	Money Market Deposits	Daily	Aaa-mf/AAAm/AAAmf	NA	0.03%	(2)	\$1.00	\$6,096,309.51	\$6,096,309.51	\$6,096,309.51	\$6,095,894.38	415.13	USBank
2016A 22nd District Agricultural Association	Multiple	275203517	First American-Govt Oblig Fund	Money Market Deposits	Daily	Aaa-mf/AAAm/AAAmf	NA	0.03%	(2)	\$1.00	\$2,230,314.34	\$2,230,314.34	\$2,230,314.34	\$2,230,165.80	148.54	USBank
2016A Laguna Beach	Multiple	275203518	First American-Govt Oblig Fund	Money Market Deposits	Daily	Aaa-mf/AAAm/AAAmf	NA	0.03%	(2)	\$1.00	\$1,274,964.94	\$1,274,964.94	\$1,274,964.94	\$1,274,881.36	83.58	USBank
										\$39,160,688.34	\$39,160,688.34	\$39,160,688.34	\$49,918,963.98	(10,758,275.64)		

CLEEN Borrower Subaccounts

Funds at US Bank:

City of Huntington Beach	Multiple	207877518	First American Govt Oblig Fund	Money Market Deposits	Daily	Aaa-mf/AAAm/AAAmf	NA	0.03%	(2)	\$1.00	\$0.00	\$0.00	\$0.00	\$1.03	(1.03)	USBank
County of Monterey Housing Authority	Multiple	207877520	First American Govt Oblig Fund	Money Market Deposits	Daily	Aaa-mf/AAAm/AAAmf	NA	0.03%	(2)	\$1.00	\$320,940.28	\$320,940.28	\$320,940.28	\$320,919.25	21.03	USBank
										\$320,940.28	\$320,940.28	\$320,940.28	\$320,920.28	\$20.00		

Borrower Subaccounts Total Investments

\$39,481,628.62 \$39,481,628.62 \$39,481,628.62 \$50,239,884.26 (\$10,758,255.64)

**California Infrastructure and Economic Development Bank
Investment Report
Quarter Ending September 30, 2021**

	Purchase Date	Account #	Issuer	Investment	Maturity Date	Credit Rating	Coupon Rate	Effective Yield	Purchase / Unit Price	Sept 30, 2021 Par Value	Sept 30, 2021 Book Value	Sept 30, 2021 Market Value	Jun 30, 2021 Market Value	Net Change	Valuation Source (1)	
State School Fund Bond Funds																
Funds at US Bank:																
Series 2005A State School Fund Bond Funds																
Vallejo City USD Revenue Fund	Multiple	792127000	Fidelity Government MMF	Money Market Fund	Daily	AAAm/AAAmf	NA	0.01%	(7)	\$1.00	\$759,008.91	\$759,008.91	\$759,008.91	\$1,611,996.43	(852,987.52)	Fidelity
Vallejo City USD Interest Fund	Multiple	792127001	Fidelity Government MMF	Money Market Fund	Daily	AAAm/AAAmf	NA	0.01%	(7)	\$1.00	\$0.00	\$0.00	\$0.00	\$0.00	0.00	Fidelity
Vallejo City USD Principal Fund	Multiple	792127002	Fidelity Government MMF	Money Market Fund	Daily	AAAm/AAAmf	NA	0.01%	(7)	\$1.00	\$0.00	\$0.00	\$0.00	\$0.00	0.00	Fidelity
Vallejo City USD Reserve Fund	Multiple	792127003	Fidelity Government MMF	Money Market Fund	Daily	AAAm/AAAmf	NA	0.01%	(7)	\$1.00	\$0.00	\$0.00	\$0.00	\$0.00	0.00	Fidelity
Vallejo City USD Admin Exp. Fund	Multiple	792127004	Fidelity Government MMF	Money Market Fund	Daily	AAAm/AAAmf	NA	0.01%	(7)	\$1.00	\$63,270.83	\$63,270.83	\$63,270.83	\$62,936.06	334.77	Fidelity
											\$822,279.74	\$822,279.74	\$822,279.74	\$1,674,932.49	(852,652.75)	
Series 2008 State School Fund Bond Funds																
Oakland USD Revenue Fund	Multiple	123062000	Fidelity Government MMF	Money Market Fund	Daily	AAAm/AAAmf	NA	0.01%	(7)	\$1.00	\$4,710,918.30	\$4,710,918.30	\$4,710,918.30	\$9,849,230.26	(5,138,311.96)	Fidelity
Oakland USD Interest Fund	Multiple	123062001	Fidelity Government MMF	Money Market Fund	Daily	AAAm/AAAmf	NA	0.01%	(7)	\$1.00	\$0.00	\$0.00	\$0.00	\$0.00	0.00	Fidelity
Oakland USD Principal Fund	Multiple	123062002	Fidelity Government MMF	Money Market Fund	Daily	AAAm/AAAmf	NA	0.01%	(7)	\$1.00	\$0.00	\$0.00	\$0.00	\$0.00	0.00	Fidelity
Oakland USD Reserve Fund	Multiple	123062003	Fidelity Government MMF	Money Market Fund	Daily	AAAm/AAAmf	NA	0.01%	(7)	\$1.00	\$5,496,796.71	\$5,496,796.71	\$5,496,796.71	\$5,501,386.37	(4,589.66)	Fidelity
Oakland USD Admin. Exp. Fund	Multiple	123062004	Fidelity Government MMF	Money Market Fund	Daily	AAAm/AAAmf	NA	0.01%	(7)	\$1.00	\$97,109.35	\$97,109.35	\$97,109.35	\$116,828.02	(19,718.67)	Fidelity
											\$10,304,824.36	\$10,304,824.36	\$10,304,824.36	\$15,467,444.65	(5,162,620.29)	
Series 2010 State School Fund Bond Funds																
King City JUHSD Revenue Fund	Multiple	140450000	Fidelity Government MMF	Money Market Fund	Daily	AAAm/AAAmf	NA	0.01%	(7)	\$1.00	\$933,630.41	\$933,630.41	\$933,630.41	\$1,007,245.19	(73,614.78)	Fidelity
King City JUHSD Interest Fund	Multiple	140450001	Fidelity Government MMF	Money Market Fund	Daily	AAAm/AAAmf	NA	0.01%	(7)	\$1.00	\$0.00	\$0.00	\$0.00	\$0.00	0.00	Fidelity
King City JUHSD Principal Fund	Multiple	140450002	Fidelity Government MMF	Money Market Fund	Daily	AAAm/AAAmf	NA	0.01%	(7)	\$1.00	\$0.00	\$0.00	\$0.00	\$0.00	0.00	Fidelity
King City JUHSD Reserve Fund	Multiple	140450003	Fidelity Government MMF	Money Market Fund	Daily	AAAm/AAAmf	NA	0.01%	(7)	\$1.00	\$1,247,860.60	\$1,247,860.60	\$1,247,860.60	\$1,247,966.00	(105.40)	Fidelity
King City JUHSD Admin. Exp. Fund	Multiple	140450004	Fidelity Government MMF	Money Market Fund	Daily	AAAm/AAAmf	NA	0.01%	(7)	\$1.00	\$49,016.42	\$49,016.42	\$49,016.42	\$48,682.22	334.20	Fidelity
											\$2,230,507.43	\$2,230,507.43	\$2,230,507.43	\$2,303,893.41	(73,385.98)	
State School Funds Bond Total Investments										\$13,357,611.53	\$13,357,611.53	\$13,357,611.53	\$19,446,270.55	(\$6,088,659.02)		

Footnotes:

- (1) SMIF - Surplus Money Investment Fund, Fidelity - Fidelity Management Research: THIS INCLUDES CALFIRE \$1,600,000 FOR ADMINISTRATION OF LOANS
 - (2) First American Money Market Fund rates represent the 7-day yield as of 9-30-21.
 - (3) Effective yield on the CD, Notes, and U.S. Treasury Bills represents the yield on price as of 9-30-21.
 - (4) US Bank Money Market Deposit Account rate is as of 9-30-21. The credit rating represents US Bank's short-term rating.
 - (5) Invesco Government & Agency rate represents the 7-day yield as of 9-30-21.
 - (6) The current SMIF market value is as of 9-30-21.
 - (7) Fidelity Government Money Market Fund rates represent the 7-day yield as of 9-30-21.
 - (8) Fed Home Loan Mtg Corp was formerly under 2014A Reserve Fund. This investment was transferred under the 2014A Restricted Assets Account when the 2020A Bond Series was Issued on 12/17/2020.
- We have had market fluctuations due to COVID-19 with the First American Govt Obligation Fund.

For the Quarter ending September 30, 2021, the IBank's investments were in compliance with the Investment Policy dated December 16, 2020, as amended, and there are sufficient funds to meet the IBank expenditure requirements for the next six months.

Clint Kellum

Chief Deputy Executive Director

1/1/21

(Date)

Fiscal Unit Manager

(Date)

I-Bank Funds

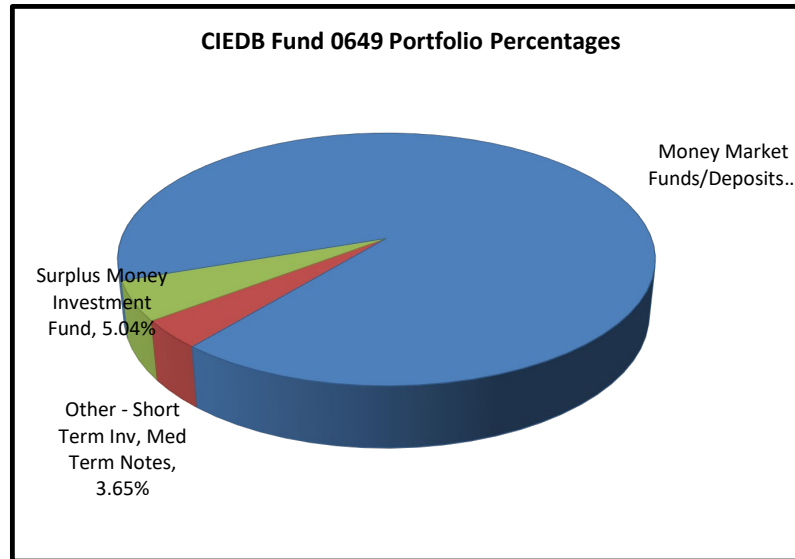
<u>Security Type</u>	<u>Par Value</u>	<u>Book Value</u>	<u>Current Mkt. Value</u>	<u>% of Portfolio</u>	<u>Permitted by Policy</u>	<u>Average Maturity</u>	<u>Maximum Allowable Maturity</u>
<u>CIEDB Fund 0649</u>							
Money Market Funds/Deposits	159,776,994.75	159,776,994.75	159,776,994.75	91.31%	100%	n/a	-
Other - Short Term Inv, Med Term Notes	6,385,000.00	6,576,470.12	6,426,757.90	3.65%	100%	n/a	5 years
Surplus Money Investment Fund	8,824,636.50	8,824,636.50	8,824,636.50	5.04%	100%	321 days	5 years
Fund 0649 Portfolio Total	174,986,631.25	175,178,101.37	175,028,389.15	100.00%			
<u>CA Infrastructure Guarantee Trust IID Fund 9328</u>							
Surplus Money Investment Fund	26,473,479.90	26,473,479.90	26,473,479.90	100.00%	100%	321 days	5 years
Fund 9328 Portfolio Total	26,473,479.90	26,473,479.90	26,473,479.90	100.00%			
Total I-Bank Funds	201,460,111.15	201,651,581.27	201,501,869.05				

Non I-Bank Funds

<u>Security Type</u>	<u>Par Value</u>	<u>Book Value</u>	<u>Current Mkt. Value</u>	<u>% of Portfolio</u>	<u>Permitted by Policy</u>	<u>Average Maturity</u>	<u>Maximum Allowable Maturity</u>
<u>ISRF Borrower Accounts</u>							
Money Market Deposits	39,160,688.34	39,160,688.34	39,160,688.34	55.40%	100%	n/a	-
<u>CLEEN Borrower Accounts</u>							
Money Market Deposits	320,940.28	320,940.28	320,940.28	0.45%	100%	n/a	-
<u>State School Bond Fund</u>							
Money Market Funds	13,357,611.53	13,357,611.53	13,357,611.53	18.90%	100%	30 days	-
<u>Defeased ISRF Bonds Escrow Fund</u>							
Money Market Funds	17,843,057.55	17,843,057.55	17,843,057.55	25.24%			
Total Non I-Bank Funds Portfolio	70,682,297.70	70,682,297.70	70,682,297.70	100.00%			
Total Funds	272,142,408.85	272,333,878.97	272,184,166.75				

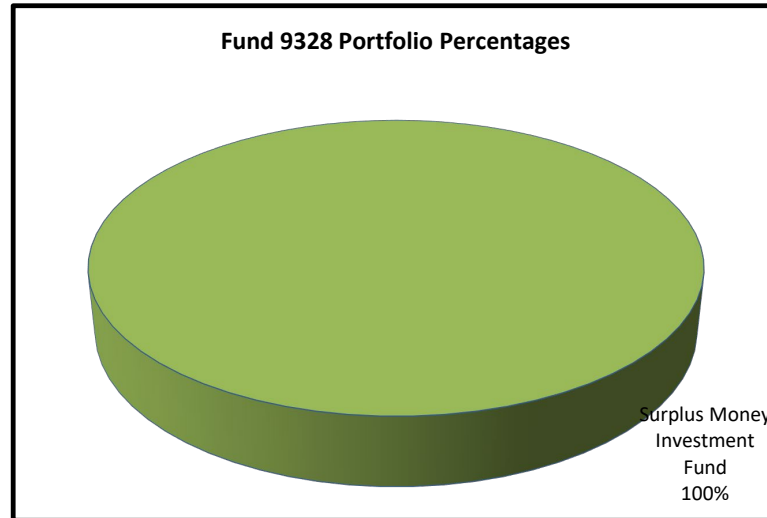
CIEDB Fund 0649

<u>Security Type</u>	<u>Par Value</u>	<u>Book Value</u>	<u>Current Mkt. Value</u>	<u>% of Portfolio</u>	<u>Permitted by Policy</u>	<u>Average Maturity</u>	<u>Maximum Allowable Maturity</u>
Money Market Funds/Deposits	159,776,994.75	159,776,994.75	159,776,994.75	91.31%	100%	n/a	-
Other - Short Term Inv, Med Term Notes	6,385,000.00	6,576,470.12	6,426,757.90	3.65%	100%	n/a	5 years
Surplus Money Investment Fund	8,824,636.50	8,824,636.50	8,824,636.50	5.04%	100%	321 days	5 years
Fund 0649 Portfolio Total	174,986,631.25	175,178,101.37	175,028,389.15	100.00%			



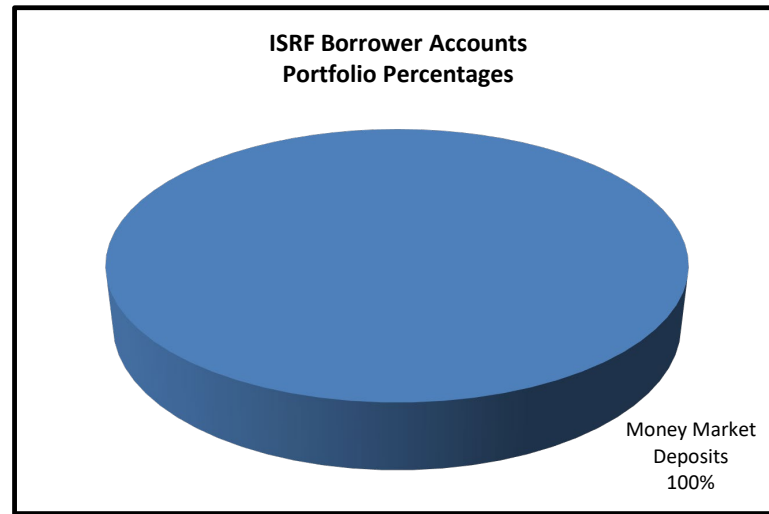
CA Infrastructure Guarantee Trust Fund 9328

<u>Security Type</u>	<u>Par Value</u>	<u>Book Value</u>	<u>Current Mkt. Value</u>	<u>% of Portfolio</u>	<u>Permitted by Policy</u>	<u>Average Maturity</u>	<u>Maximum Allowable Maturity</u>
Surplus Money Investment Fund	26,473,479.90	26,473,479.90	26,473,479.90	100.00%	100%	321 days	5 years
Fund 9328 Portfolio Total	26,473,479.90	26,473,479.90	26,473,479.90	100.00%			



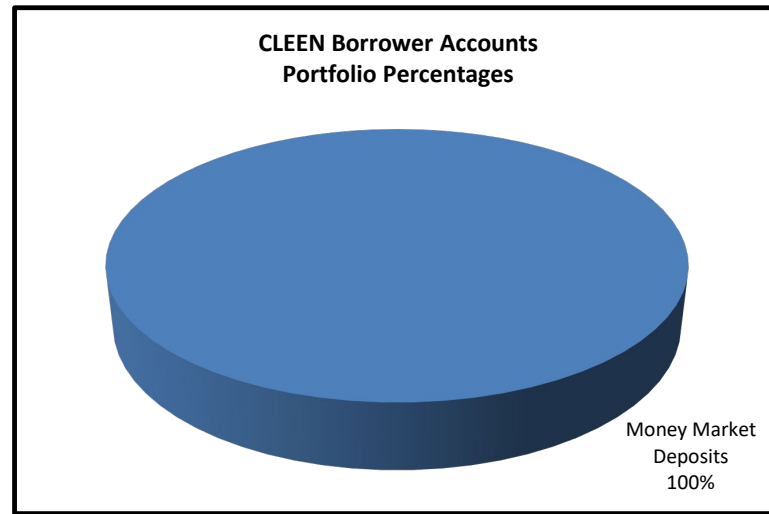
ISRF Borrower Accounts

<u>Security Type</u>	<u>Par Value</u>	<u>Book Value</u>	<u>Current Mkt. Value</u>	<u>% of Portfolio</u>	<u>Permitted by Policy</u>	<u>Average Maturity</u>	<u>Maximum Allowable Maturity</u>
Money Market Deposits	39,160,688.34	39,160,688.34	39,160,688.34	100.00%	100%	n/a	-
ISRF Borrower Accounts Portfolio Total	39,160,688.34	39,160,688.34	39,160,688.34	100.00%			



CLEEN Borrower Accounts

<u>Security Type</u>	<u>Par Value</u>	<u>Book Value</u>	<u>Current Mkt. Value</u>	<u>% of Portfolio</u>	<u>Permitted by Policy</u>	<u>Average Maturity</u>	<u>Maximum Allowable Maturity</u>
Money Market Deposits	320,940.28	320,940.28	320,940.28	100.00%	100%	n/a	-
CLEEN Borrower Accounts Portfolio Total	320,940.28	320,940.28	320,940.28	100.00%			



State School Bond Fund

<u>Security Type</u>	<u>Par Value</u>	<u>Book Value</u>	<u>Current Mkt. Value</u>	<u>% of Portfolio</u>	<u>Permitted by Policy</u>	<u>Average Maturity</u>	<u>Maximum Allowable Maturity</u>
Money Market Funds	13,357,611.53	13,357,611.53	13,357,611.53	100.00%	100%	30 days	-
State School Bond Fund Portfolio Total	13,357,611.53	13,357,611.53	13,357,611.53	100.00%			

