

California Infrastructure and Economic Development Bank
Investment Report
Quarter Ending June 30, 2021

IBANK FUNDS: Small Business Finance Center

	Purchase Date	Account #	Current % of Investment	Maturity Date	Current Market Yield (%)	Market Value Quarter Ending 3/31/21	Current Market Value
State Pooled Program							
Funds at Fiduciary Trust International:							
Program Account							
Taxable Bonds	Multiple	491213081	89.3%	Up to 2026	0.680	\$48,836,549.77	\$104,974,649.81
Short Term	Multiple	491213081	10.7%	Daily	0.000	\$16,725,213.55	\$12,545,596.10
						\$65,561,763.32	\$117,520,245.91
Income Account							
Taxable Bonds	Multiple	491213082	45.4%	Up to 2026	0.550	\$522,589.81	\$616,004.25
Short Term	Multiple	491213082	54.6%	Daily	0.010	\$231,170.88	\$742,134.31
						\$753,760.69	\$1,358,138.56
Farm Loan Fund							
Funds at Fiduciary Trust International:							
Program Account							
Taxable Bonds	Multiple	491213083	41.2%	Up to 2026	0.630	\$3,508,134.60	\$3,459,900.13
Short Term	Multiple	491213083	1.0%	Daily	0.000	\$272,260.62	\$85,965.38
Special Holdings	Multiple	491213083	57.8%	Up to 2049	0.000	\$4,609,798.69	\$4,858,034.18
						\$8,390,193.91	\$8,403,899.69
Jump Start Program							
Funds at Fiduciary Trust International:							
Allocation Fund							
Taxable Bonds	Multiple	491213084	49.1%	Up to 2026	0.700	\$473,779.90	\$531,102.18
Short Term	Multiple	491213084	21.8%	Daily	0.000	\$273,946.49	\$236,013.30
Special Holdings	Multiple	491213084	29.1%	Up to 2049	0.000	\$330,619.75	\$314,356.12
						\$1,078,346.14	\$1,081,471.60
Grant Fund (Technical Assistance Fund)							
Taxable Bonds	Multiple	491213085	78.2%	Up to 2026	0.610	\$160,968.74	\$172,204.29
Short Term	Multiple	491213085	21.8%	Daily	21.800	\$61,183.73	\$48,096.86
						\$222,152.47	\$220,301.15

Small Business Loan Guarantee Relief Program COVID-19

Funds at Fiduciary Trust International:							
Program Account							
Tax-Exempt Bonds	Multiple	491213089	0.0%	N/A	N/A	\$0.00	\$0.00
Taxable Bonds	Multiple	491213089	95.1%	Up to 2026	0.600	\$46,797,520.32	\$47,803,189.46
Short Term	Multiple	491213089	4.9%	Daily	0.000	\$3,332,777.27	\$2,466,935.77
						\$50,130,297.59	\$50,270,125.23

IBANK FUNDS: Federal

	Purchase Date	Account #	Current % of Investment	Maturity Date	Current Market Yield (%)	Market Value Quarter Ending 3/31/21	Current Market Value
State Small Business Credit Initiative Program/ \$0.00							
Funds at Fiduciary Trust International:							
Program Account							
Taxable Bonds	Multiple	491213093	0.0%	Up to 2026	0.000	\$43,741,567.69	\$0.00
Short Term	Multiple	491213093	0.0%	Daily	0.000	\$7,943,180.72	\$0.00
						\$51,684,748.41	\$0.00
Income Account							
Taxable Bonds	Multiple	491213003	0.0%	Up to 2026	0.000	\$361,817.59	\$0.00
Short Term	Multiple	491213003	0.0%	Daily	0.000	\$176,559.96	\$0.00
						\$538,377.55	\$0.00
State Small Business Credit Initiative Administrative Cost/ \$0.00							
Funds at Fiduciary Trust International:							
Program Account							
Taxable Bonds	Multiple	491213097	0.0%	Up to 2024	0.000	\$10,045.44	\$0.00
Short Term	Multiple	491213097	0.0%	Daily	0.000	\$136,468.36	\$0.00
						\$146,513.80	\$0.00
Recycled Funds/ \$0.00							
Funds at Fiduciary Trust International:							
Program Account							
Taxable Bonds	Multiple	491213096	0.0%	Up to 2026	0.000	\$165,820.40	\$0.00
Short Term	Multiple	491213096	0.0%	Daily	0.000	\$179,219.58	\$0.00
						\$345,039.98	\$0.00

**California Infrastructure and Economic Development Bank
Investment Report
Quarter Ending June 30, 2021**

IBANK FUNDS: Special

	Purchase Date	Account #	Current % of Investment	Maturity Date	Current Market Yield (%)	Market Value Quarter Ending 3/31/21	Current Market Value
State of California Disaster Relief Program 1990							
Funds at Fiduciary Trust International:							
Program Account							
Taxable Bonds	Multiple	491213094	65.1%	Up to 2026	0.800	\$4,427,856.81	\$6,830,119.21
Short Term	Multiple	491213094	34.9%	Daily	0.000	\$6,058,612.33	\$3,658,766.71
						\$10,486,469.14	\$10,488,885.92
Income Account							
Taxable Bonds	Multiple	491213004	1.9%	Up to 2026	1.470	\$627.52	\$481.20
Short Term	Multiple	491213004	98.1%	Daily	0.010	\$20,534.18	\$25,278.52
						\$21,161.70	\$25,759.72

Transportation Bond and Loan Guarantees/ accounts closed \$0.00

	Purchase Date	Account #	Current % of Investment	Maturity Date	Current Market Yield (%)	Market Value Quarter Ending 3/31/21	Current Market Value
Funds at Fiduciary Trust International:							
Program Account							
Short Term	Multiple	491213095	#DIV/0!	Daily	0.000	\$58,942.57	\$0.00
						\$58,942.57	\$0.00
Income Account							
Short Term	Multiple	491213005	100.0%	Daily	0.000	\$4,488.56	\$0.00
						\$4,488.56	\$0.00

IBANK FUNDS: Appropriations

	Purchase Date	Account #	Current % of Investment	Maturity Date	Current Market Yield (%)	Market Value Quarter Ending 3/31/21	Current Market Value
State Municipal Investment Fund 0918							
Funds in State Treasury:							
Cash and Cash Equivalent	Multiple	0918000	0.00%	Daily	0.277	\$766.67	\$237.59
Deposits in SMIF	Multiple	0918000	100.00%	Daily	0.277	\$16,267,000.00	\$15,032,000.00
						\$16,267,766.67	\$15,032,237.59

NON- IBANK FUNDS

	Purchase Date	Account #	Current % of Investment	Maturity Date	Current Market Yield (%)	Market Value Quarter Ending 3/31/21	Current Market Value
Bay Area Air Quality Management District							
Funds at Fiduciary Trust International:							
Program Account							
Taxable Bonds	Multiple	491214800	100.0%	Up to 2025	0.540	\$243,554.44	\$349,828.26
Short Term	Multiple	491214800	100.0%	Daily	0.000	\$757,644.14	\$651,454.01
						\$1,001,198.58	\$1,001,282.27

IBANK FUND LOANS

	Purchase Date	Account #	Current % of Investment	Maturity Date	Current Market Yield (%)	Market Value Quarter Ending 3/31/21	Current Market Value
California Rebuilding Fund Loan							
Funds at Fiduciary Trust International:							
Program Account							
Taxable Bonds	Multiple	491213098	100.0%	Up to 2023	0.110	\$603,152.34	\$602,062.51
Short Term	Multiple	491213098	100.0%	Daily	0.000	\$36,896,159.28	\$36,896,781.30
						\$37,499,311.62	\$37,498,843.81

Footnote:
The SMIF changes are from the reimbursement to ISRF fund 0649 for support cost of \$923,151. SCO posted Executive Order for SB84 \$12,000. The other decreases is do to FTI payments
IBANK made changes to the accounts in April to close out old accounts and provide the funding into other active SBFC accounts. Memo available upon request.

Clint Kellum

Chief Deputy Executive Director

[Signature]

Fiscal Unit Manager

7/16/21
(Date)

07/19/2021
(Date)

IBank Funds: Small Business Finance Center

<u>Security Type</u>	<u>Previous Mkt. Value</u>	<u>Current Mkt. Value</u>	<u>% of Portfolio</u>
<u>Small Business Finance Center</u>			
Tax-Exempt Bonds	-	-	0.00%
Taxable Bonds	100,299,543.14	157,557,050.12	88.09%
Short Term	20,896,552.54	16,124,741.72	9.02%
Special Holdings	4,940,418.44	5,172,390.30	2.89%
Small Business Finance Center Portfolio Total	126,136,514.12	178,854,182.14	100.00%

IBank Funds: Federal

<u>Security Type</u>	<u>Previous Mkt. Value</u>	<u>Current Mkt. Value</u>	<u>% of Portfolio</u>
<u>State Small Business Credit Initiative Program</u>			
Tax-Exempt Bonds	-	-	0.00%
Taxable Bonds	44,279,251.12	-	0.00%
Short Term	8,435,428.62	-	0.00%
State Small Business Credit Initiative Portfolio Total	52,714,679.74	-	0.00%

IBank Funds: Special

<u>Security Type</u>	<u>Previous Mkt. Value</u>	<u>Current Mkt. Value</u>	<u>% of Portfolio</u>
<u>Transportation, Disaster Relief & Air Quality</u>			
Tax-Exempt Bonds	-	-	0.00%
Taxable Bonds	4,428,484.33	6,830,600.41	64.96%
Short Term	6,142,577.64	3,684,045.23	35.04%
Transportation, Disaster Relief & Air Quality Portfolio Total	10,571,061.97	10,514,645.64	100.00%

IBank Funds: Appropriations

<u>Security Type</u>	<u>Previous Mkt. Value</u>	<u>Current Mkt. Value</u>	<u>% of Portfolio</u>
<u>State Municipal Fund 918</u>			
Cash and Cash Equivalent	766.67	237.59	0.00%
Deposits in SMIF	16,267,000.00	15,032,000.00	100.00%
State Municipal Fund 918 Portfolio Total	16,267,766.67	15,032,237.59	100.00%

Non-IBank Funds

<u>Security Type</u>	<u>Previous Mkt. Value</u>	<u>Current Mkt. Value</u>	<u>% of Portfolio</u>
<u>Bay Area Air Quality Management District</u>			
Taxable Bonds	243,554.44	349,828.26	34.94%
Short Term	757,644.14	651,454.01	65.06%
Bay Area Air Quality Management District Portfolio Total	1,001,198.58	1,001,282.27	100.00%

IBank Fund Loans

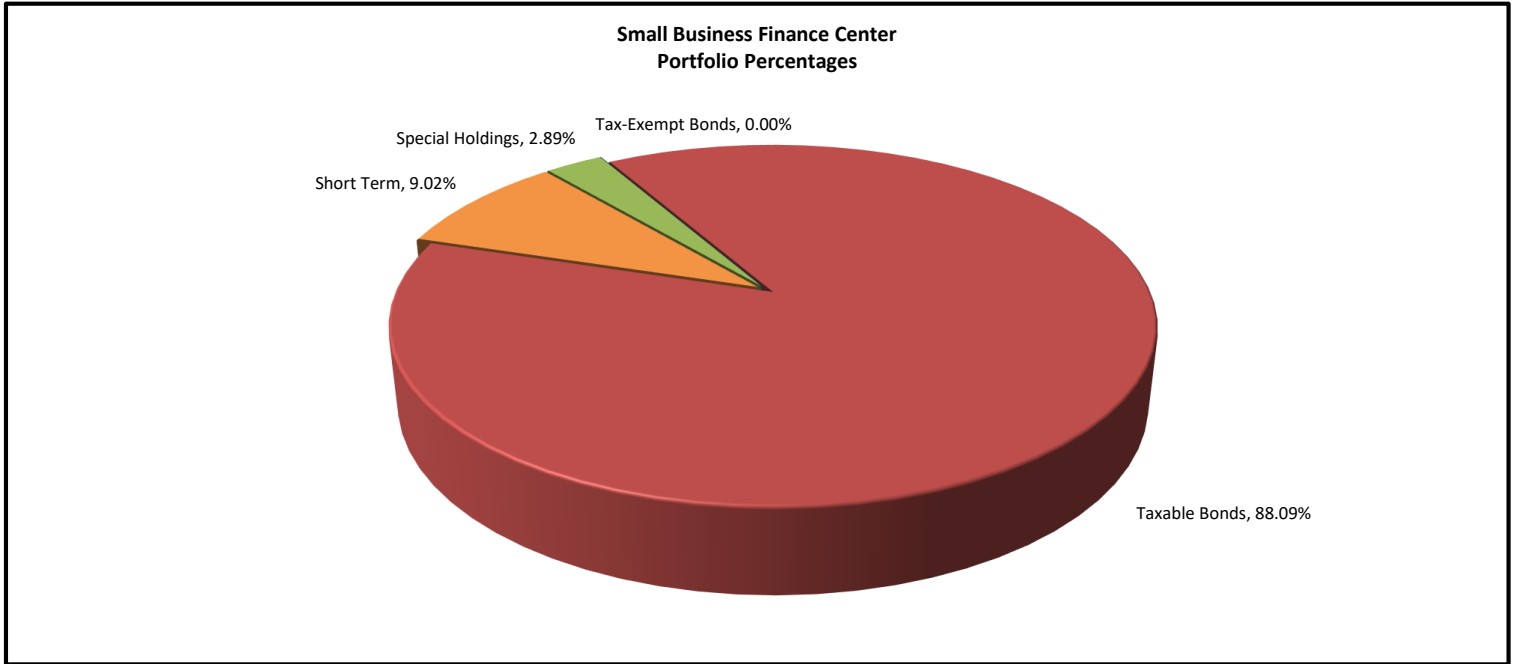
<u>Security Type</u>	<u>Previous Mkt. Value</u>	<u>Current Mkt. Value</u>	<u>% of Portfolio</u>
<u>California Rebuilding Fund Loan</u>			
Taxable Bonds	603,152.34	602,062.51	1.61%
Short Term	36,896,159.28	36,896,781.30	98.39%
Bay Area Air Quality Management District Portfolio Total	37,499,311.62	37,498,843.81	100.00%

Total Funds

244,190,532.70	242,901,191.45
-----------------------	-----------------------

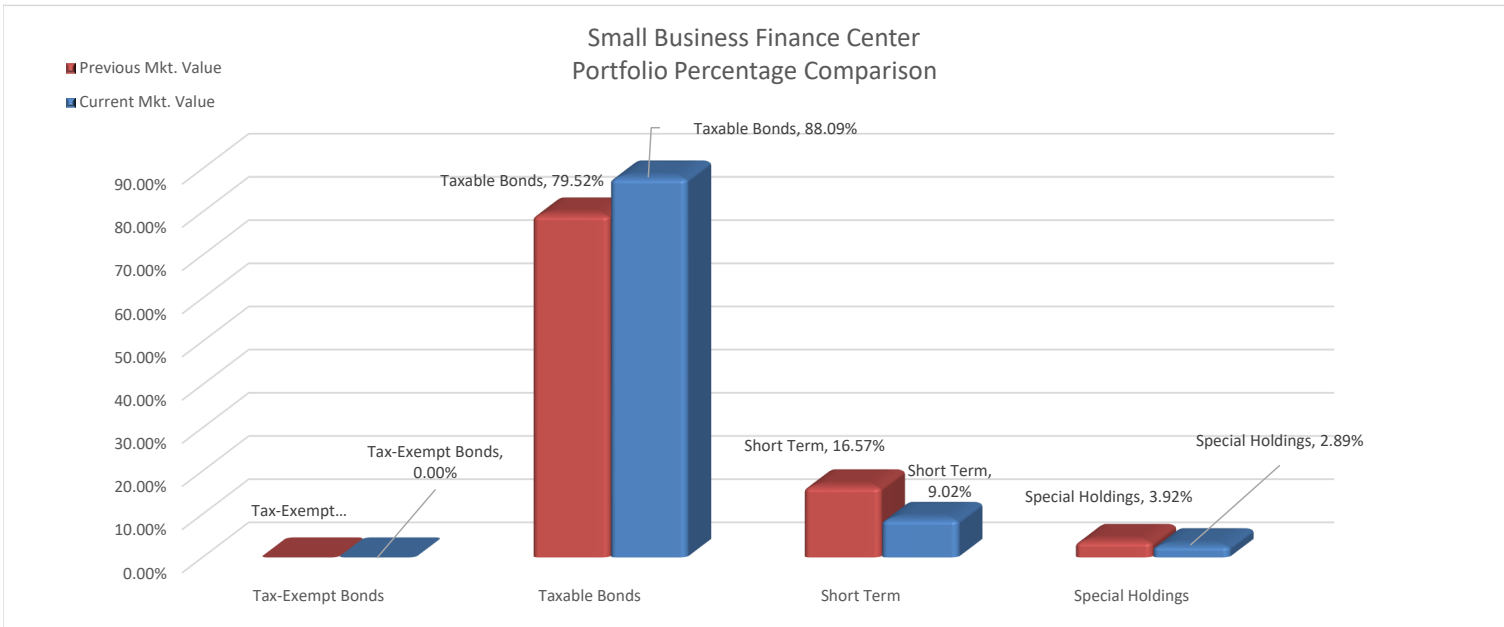
Small Business Finance Center

<u>Security Type</u>	<u>Previous Mkt. Value</u>	<u>Current Mkt. Value</u>	<u>% of Portfolio</u>
Tax-Exempt Bonds	-	-	0.00%
Taxable Bonds	100,299,543.14	157,557,050.12	88.09%
Short Term	20,896,552.54	16,124,741.72	9.02%
Special Holdings	4,940,418.44	5,172,390.30	2.89%
Small Business Finance Center Portfolio Total	126,136,514.12	178,854,182.14	100.00%



Small Business Finance Center

Security Type	Previous Mkt. Value	% of Portfolio	Current Mkt. Value	% of Portfolio
Tax-Exempt Bonds	-	0.00%	-	0.00%
Taxable Bonds	100,299,543.14	79.52%	157,557,050.12	88.09%
Short Term	20,896,552.54	16.57%	16,124,741.72	9.02%
Special Holdings	4,940,418.44	3.92%	5,172,390.30	2.89%
Small Business Finance Center Portfolio Total	126,136,514.12	100.00%	178,854,182.14	100.00%

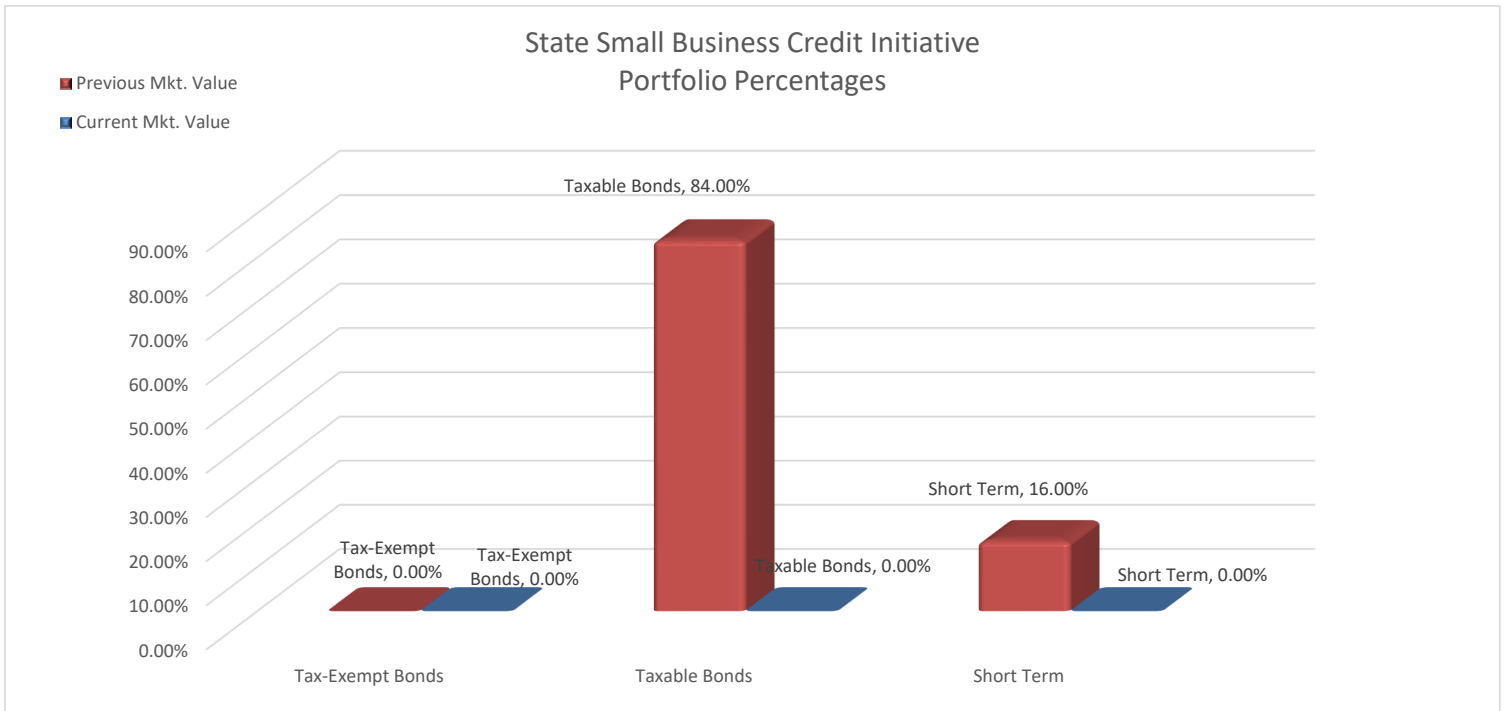


State Small Business Credit Initiative Program

Security Type	Previous Mkt. Value	Current Mkt. Value	% of Portfolio
Tax-Exempt Bonds	-	-	0.00%
Taxable Bonds	44,279,251.12	-	0.00%
Short Term	8,435,428.62	-	0.00%
State Small Business Credit Initiative Portfolio Total	52,714,679.74	-	0.00%

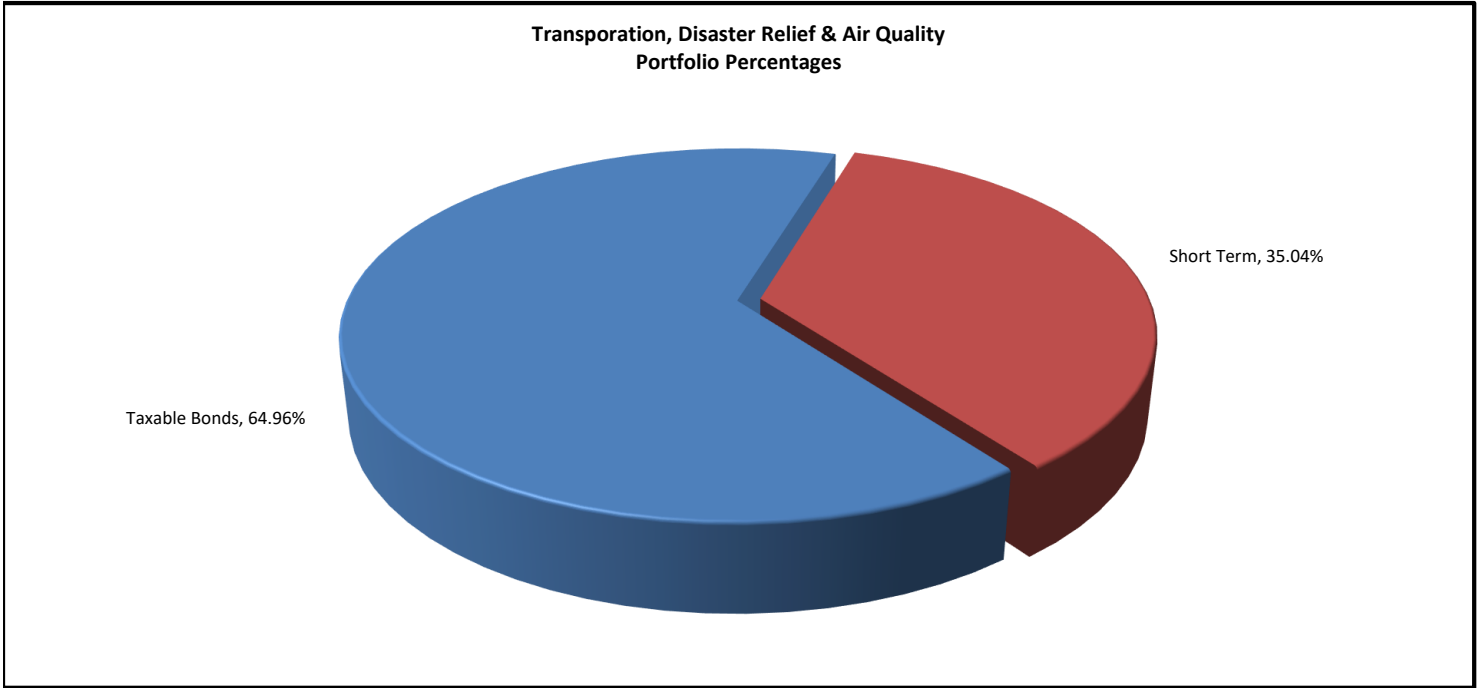
State Small Business Credit Initiative Program

<u>Security Type</u>	<u>Previous Mkt. Value</u>	<u>% of Portfolio</u>	<u>Current Mkt. Value</u>	<u>% of Portfolio</u>
Tax-Exempt Bonds	-	0.00%	-	0.00%
Taxable Bonds	44,279,251.12	84.00%	-	0.00%
Short Term	8,435,428.62	16.00%	-	0.00%
State Small Business Credit Initiative Portfolio Total	52,714,679.74	100.00%	-	0.00%



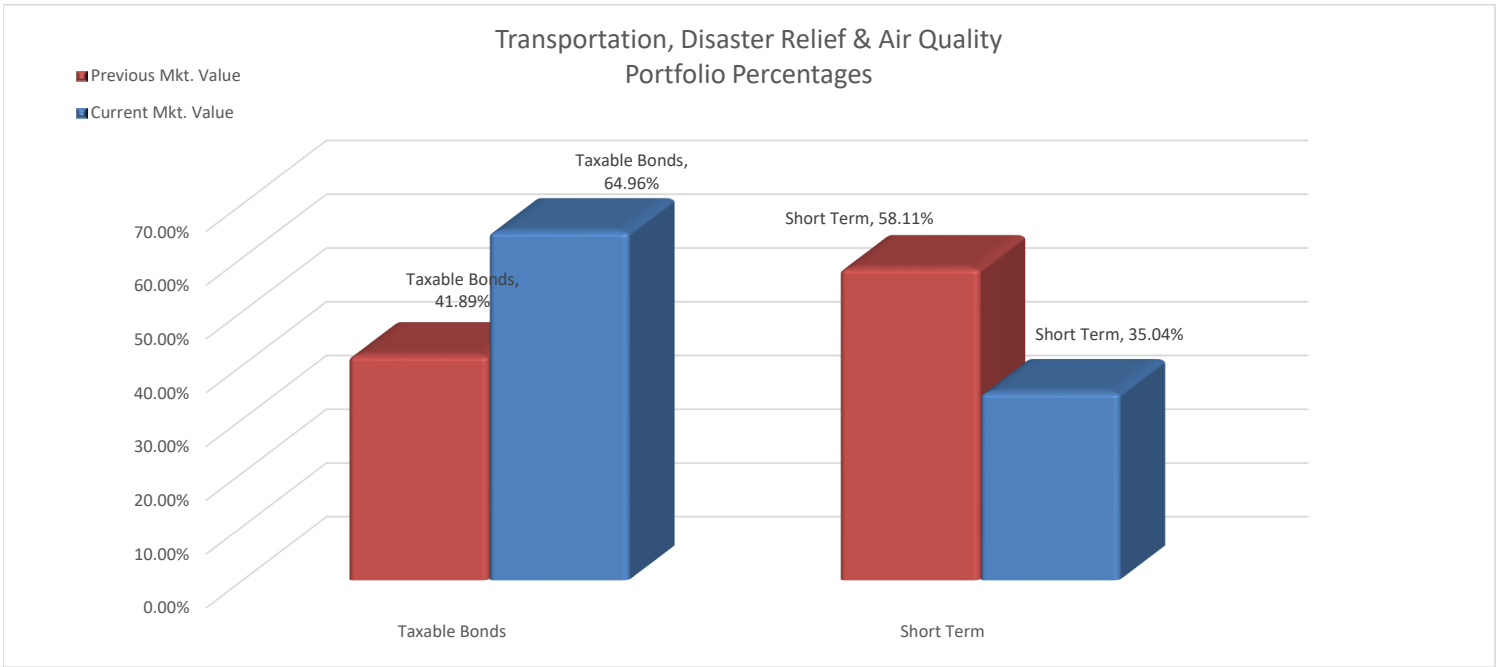
Transportation, Disaster Relief & Air Quality

Security Type	Previous Mkt. Value	Current Mkt. Value	% of Portfolio
Taxable Bonds	4,428,484.33	6,830,600.41	64.96%
Short Term	6,142,577.64	3,684,045.23	35.04%
Transportation, Disaster Relief & Air Quality Portfolio Total	10,571,061.97	10,514,645.64	100.00%



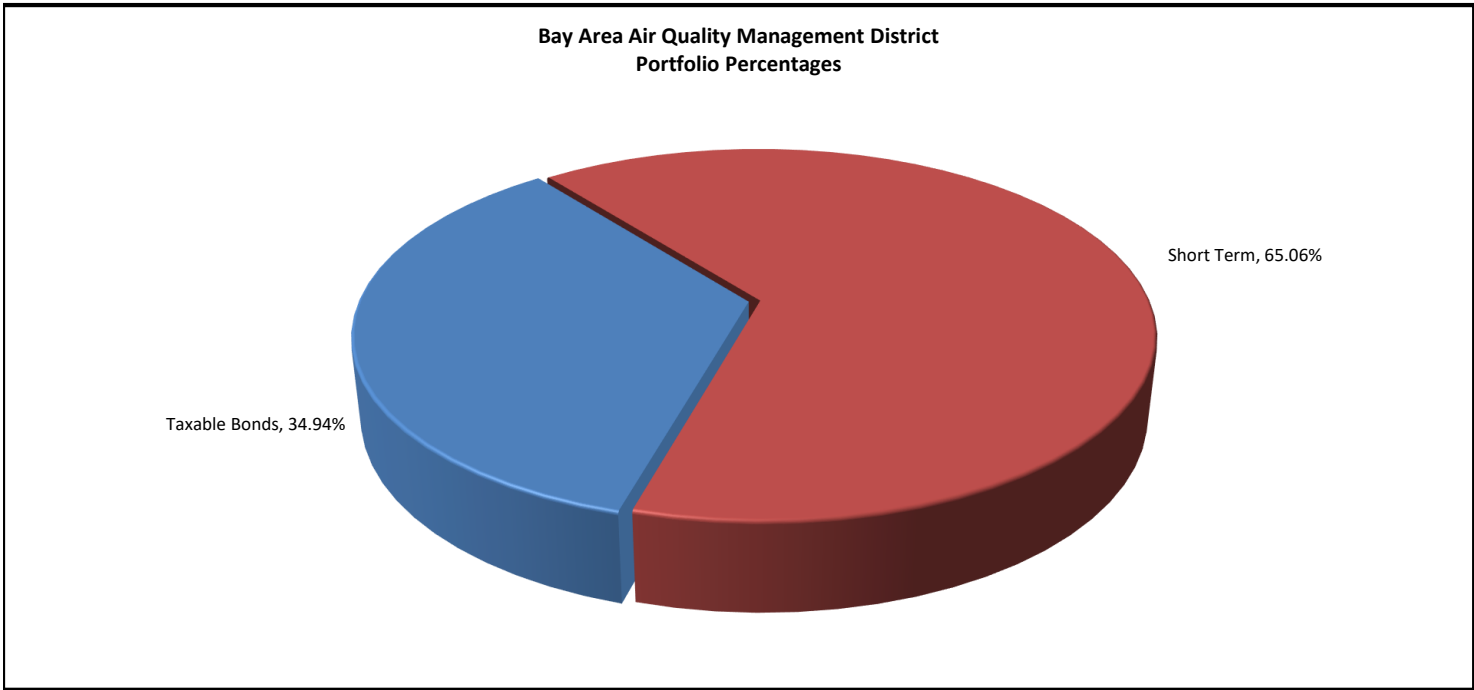
Transportation, Disaster Relief & Air Quality

<u>Security Type</u>	<u>Previous Mkt. Value</u>	<u>% of Portfolio</u>	<u>Current Mkt. Value</u>	<u>% of Portfolio</u>
Taxable Bonds	4,428,484.33	41.89%	6,830,600.41	64.96%
Short Term	6,142,577.64	58.11%	3,684,045.23	35.04%
Transportation, Disaster & Air Quality Relief Portfolio Total	10,571,061.97	100.00%	10,514,645.64	100.00%



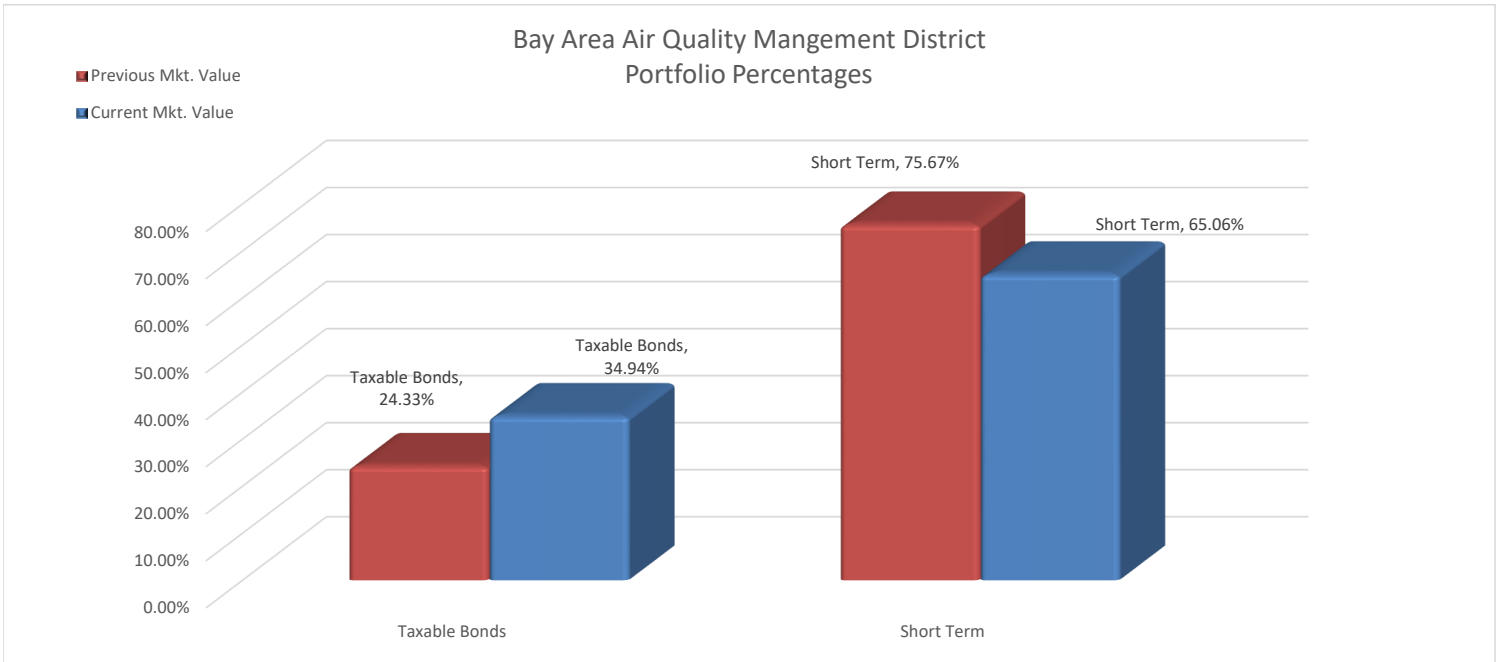
Bay Area Air Quality Management District

<u>Security Type</u>	<u>Previous Mkt. Value</u>	<u>Current Mkt. Value</u>	<u>% of Portfolio</u>
Taxable Bonds	243,554.44	349,828.26	34.94%
Short Term	757,644.14	651,454.01	65.06%
Bay Area Air Quality Management District Portfolio Total	1,001,198.58	1,001,282.27	100.00%



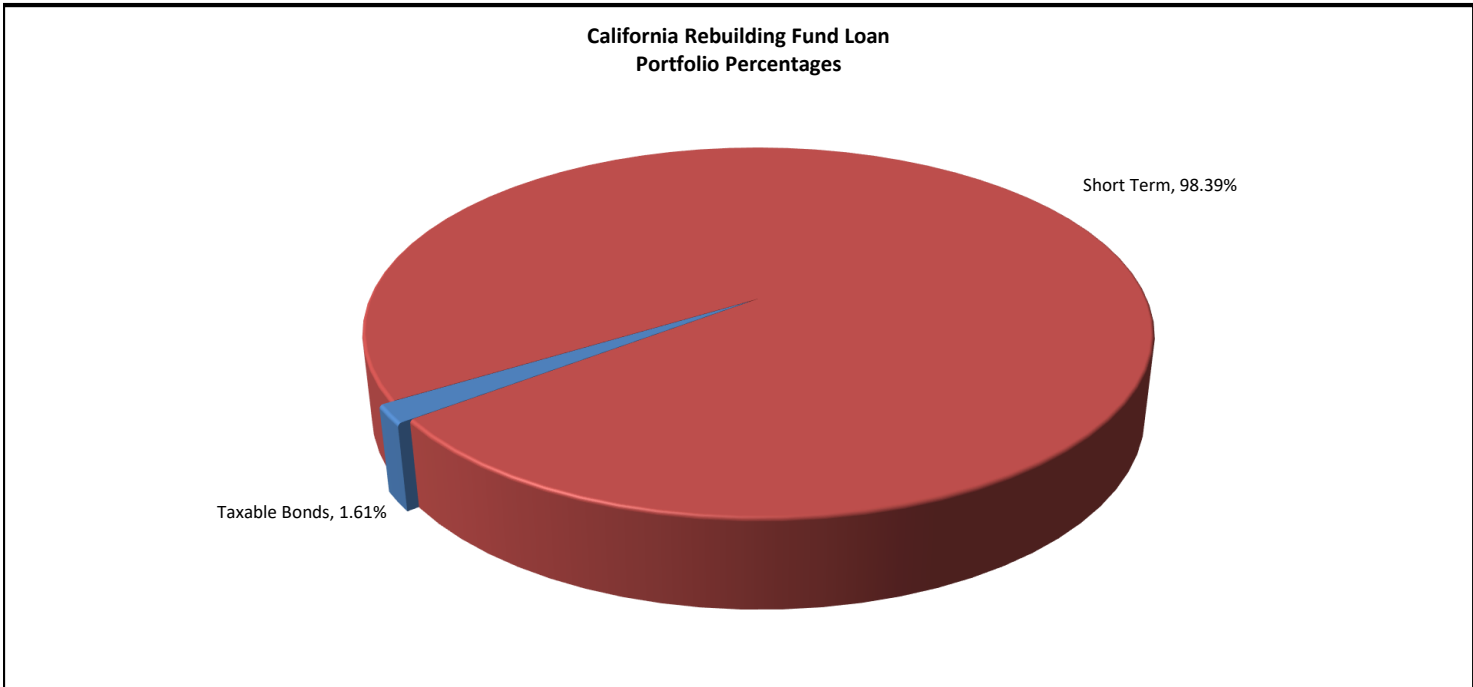
Bay Area Air Quality Management District

<u>Security Type</u>	<u>Previous Mkt. Value</u>	<u>% of Portfolio</u>	<u>Current Mkt. Value</u>	<u>% of Portfolio</u>
Taxable Bonds	243,554.44	24.33%	349,828.26	34.94%
Short Term	757,644.14	75.67%	651,454.01	65.06%
Bay Area Air Quality Management District Portfolio Total	1,001,198.58	100.00%	1,001,282.27	100.00%



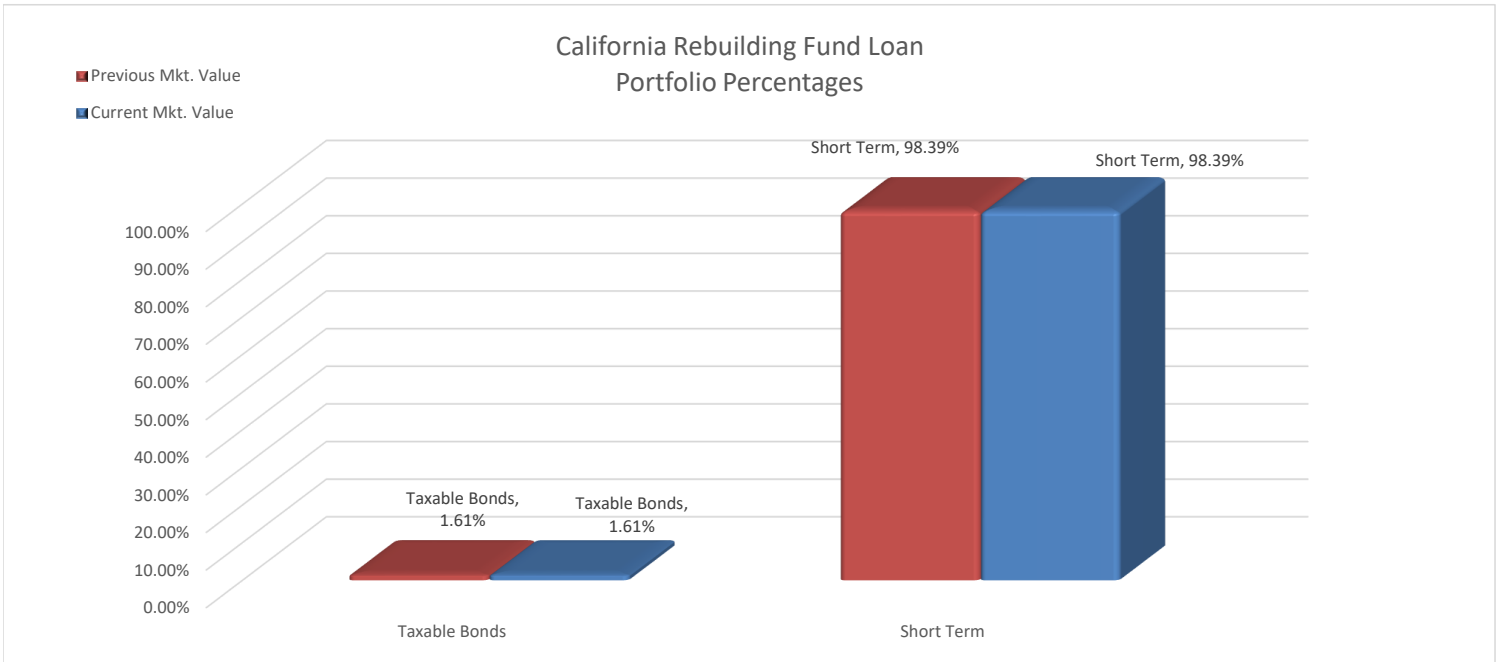
California Rebuilding Fund Loan

Security Type	Previous Mkt. Value	Current Mkt. Value	% of Portfolio
Taxable Bonds	603,152.34	602,062.51	1.61%
Short Term	36,896,159.28	36,896,781.30	98.39%
California Rebuilding Fund Loan Portfolio Total	37,499,311.62	37,498,843.81	100.00%



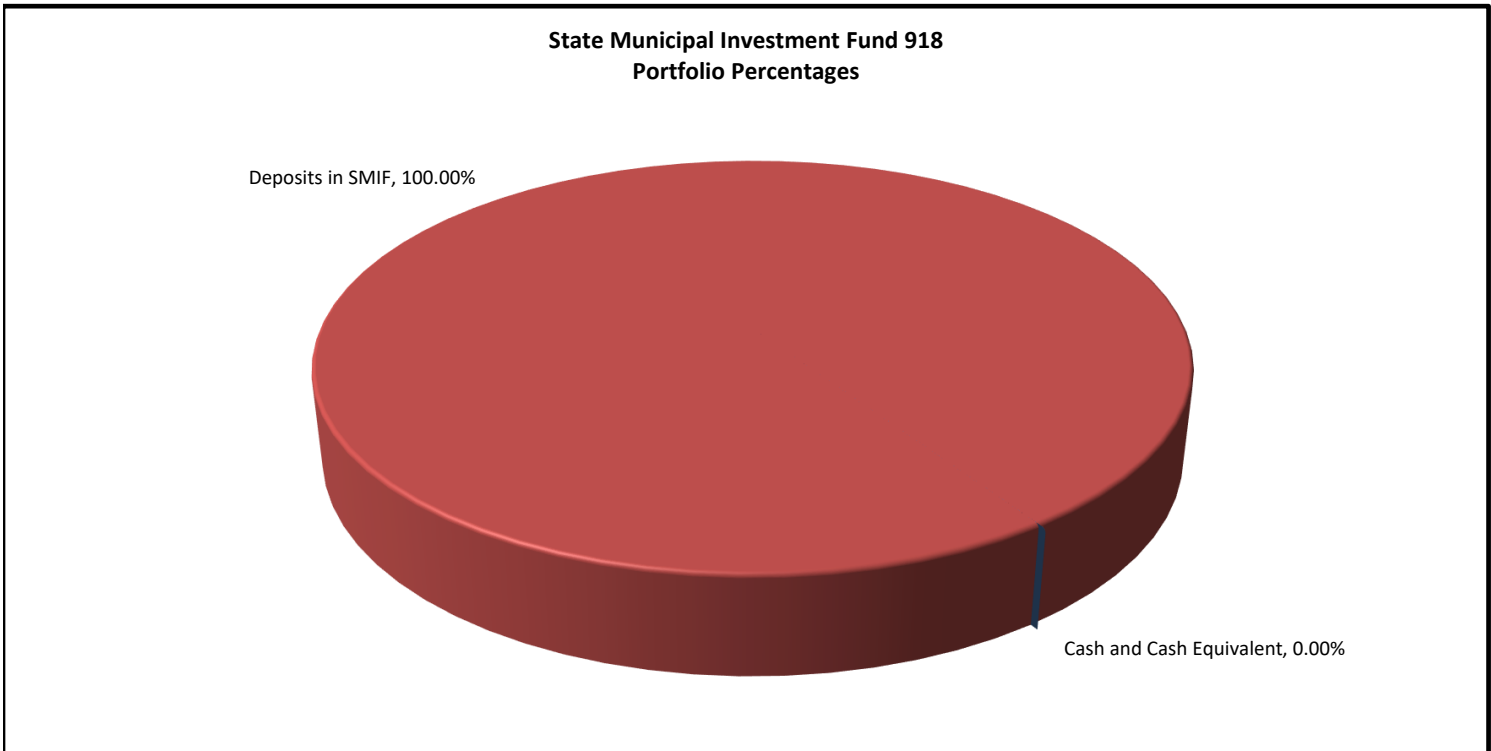
California Rebuilding Fund Loan

<u>Security Type</u>	<u>Previous Mkt. Value</u>	<u>% of Portfolio</u>	<u>Current Mkt. Value</u>	<u>% of Portfolio</u>
Taxable Bonds	603,152.34	1.61%	602,062.51	1.61%
Short Term	36,896,159.28	98.39%	36,896,781.30	98.39%
California Rebuilding Fund Loan Portfolio Total	37,499,311.62	100.00%	37,498,843.81	100.00%



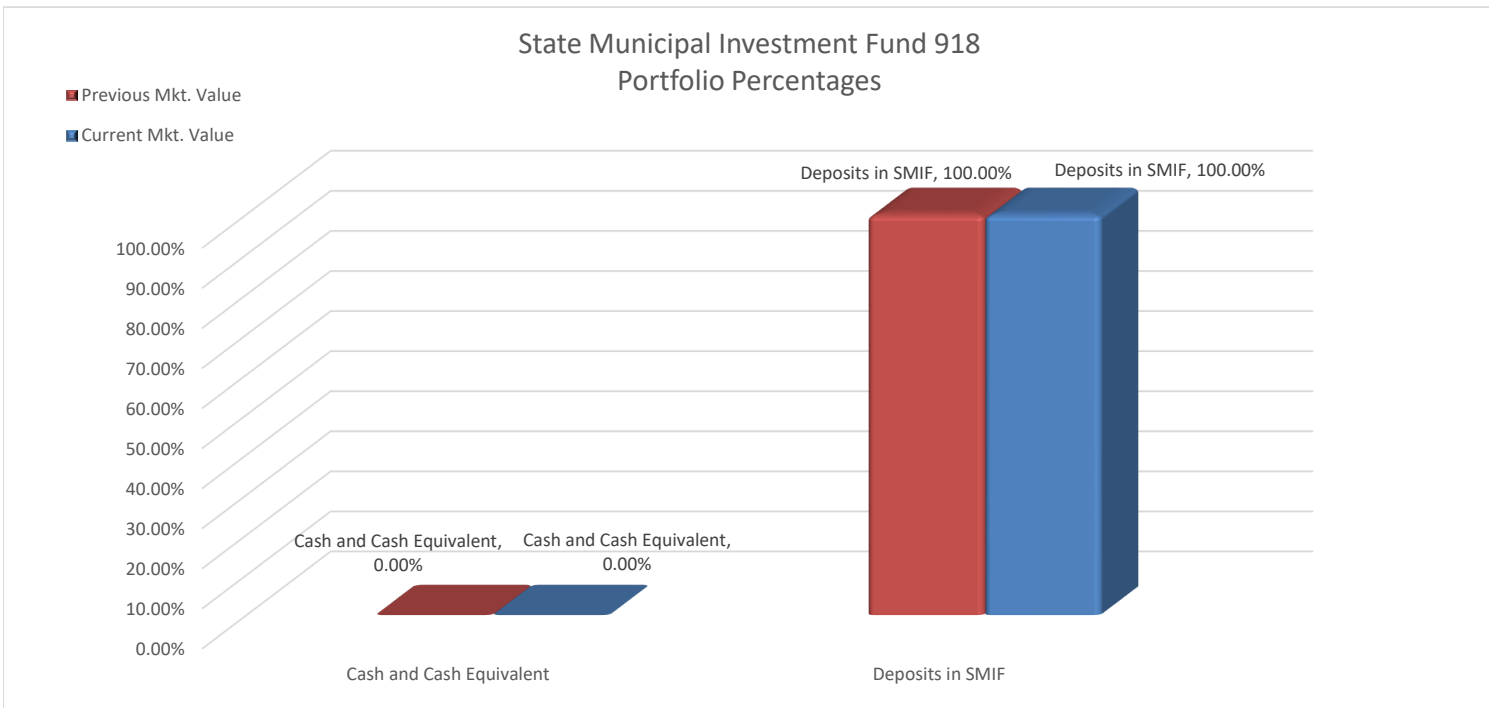
State Municipal Investment Fund 918

<u>Security Type</u>	<u>Previous Mkt. Value</u>	<u>Current Mkt. Value</u>	<u>% of Portfolio</u>
Cash and Cash Equivalent	766.67	237.59	0.00%
Deposits in SMIF	16,267,000.00	15,032,000.00	100.00%
State Municipal Investment Fund Portfolio Total	16,267,766.67	15,032,237.59	100.00%



State Municipal Investment Fund 918

<u>Security Type</u>	<u>Previous Mkt. Value</u>	<u>% of Portfolio</u>	<u>Current Mkt. Value</u>	<u>% of Portfolio</u>
Cash and Cash Equivalent	766.67	0.00%	237.59	0.00%
Deposits in SMIF	16,267,000.00	100.00%	15,032,000.00	100.00%
State Municipal Investment Fund Portfolio Total	16,267,766.67	100.00%	15,032,237.59	100.00%



Total Funds

<u>Security Type</u>	<u>Previous Mkt. Value</u>	<u>% of Portfolio</u>	<u>Current Mkt. Value</u>	<u>% of Portfolio</u>
Small Business Finance Center	126,136,514.12	51.65%	178,854,182.14	73.63%
State Small Business Credit Initiative	52,714,679.74	21.59%	-	0.00%
Transportation, Disaster Relief & Air Quality	10,571,061.97	4.33%	10,514,645.64	4.33%
State Municipal Investment Fund 918	16,267,766.67	6.66%	15,032,237.59	6.19%
Bay Area Air Quality Management District	1,001,198.58	0.41%	1,001,282.27	0.41%
California Rebuilding Fund Loan	37,499,311.62	15.36%	37,498,843.81	15.44%
Total Funds Portfolio Total	244,190,532.70	100.00%	242,901,191.45	100.00%

